



Finishes You've Never Seen Before®

WESTERN STATES METAL ROOFING

(877) 787-5467 • WESTERNSTATESMETALROOFING.COM

RUSTWALL®

INSTALLATION GUIDE WITH TRIM, FLASHINGS AND DETAILS



Phoenix: 901 W Watkins St., Phoenix, AZ 85007
☎ (602) 495-0048
✉ sales@westernstatesmetalroofing.com

Tucson: 4975 E. Drexel Rd., Tucson, AZ 85706
☎ (520) 574-4247
✉ tucsonsales@westernstatesmetalroofing.com



Western States RustWall® Wall and Soffit Panels

Installation, Flashings & Shop Drawing Detail Guide

Section	Page
Notes to Designer /Installers.....	1
Fastener Placement and Selection.....	2-3
Rustwall Panel Options.....	4-7
Rustwall Profile Reveals.....	8-11
Rustwall Stiffening Options.....	12-16
Rustwall Perforated Panel.....	17
Key Roof Plan	18
Key Flashing / Trims	19-20
Soffit End Splice Detail	21
Wall Splice Detail	22
Soffit End Wall Detail	23
Alternate Soffit End wall.....	24
Soffit to Wall Drip Detail.....	25
Horizontal Siding End Wall Detail.....	26
Vertical Siding End Wall Detail.....	27
Parapet Wall Detail	28
Splice/ Sill Detail.....	29
Base Trim Detail.....	30
Door/ Window Sill & Head Detail.....	31
Door / Window Jamb Detail.....	32
Door / Window Sill Detail.....	33
Outside Corner Detail	34
Inside Corner Detail.....	35
Custom Outside Corner Detail.....	36

Table of Contents

Section	Page
Custom Inside Corner Detail.....	37
Soffit to Wall Horizontal Detail	38
Parapet Wall Horizontal Detail.....	39
Splice /Sill Horizontal Detail	40
Base Horizontal Detail.....	41
Window/ Door Head Horizontal Detail.....	42
Window/ Door Jamb Horizontal Detail.....	43
Window/Door Sill Horizontal Detail.....	44
Outside corner Horizontal Detail.....	45
Inside Corner Horizontal Detail.....	46
Notes.....	47
Custom Trim	48
Design Considerations.....	49
Contact Information.....	50

Western States RustWall® Panel

Installation, Flashings & Shop Drawing Detail Guide

Notes to Designer and Installers

The details contained in this guide are proven industry details and are intended to be used as a design aid and installation guide. It does not depict all situations that may be encountered on all projects. Modifications are the responsibility of the designer/ owner/ installer. Consideration should be given for Fit for Purpose, Building use, Climate conditions such as temperature, snow, wind, and moisture, Governing Building Codes, and Maintenance. It is highly recommended that all trims and flashings be of the same material as the panels (metal, gauge, finish) to ensure long term performance and durability. Where possible, flashing edges should be hemmed to strengthen the edge and protect the cut edge from exposure.

Framing and Substrates

RustWall® panels are used over all type of substrates like Steel Framing, open purlins, spaced sheathing, and wood surface such as plywood. Most details in this guide are shown with panels attached to Solid Wood Decking.

Note on Underlayment

Not all conditions require an underlayment, However metal siding is susceptible to Condensation and it is recommended that an appropriate underlayment be use on all wood substrates to protect the structure during installation. For added protection from rain and snow, it is recommended to use Sharkskin® Ultra and Sharkskin® Ultra SA.

Technical Assistance

Contact your WSDI sales or technical representative for any additional information or assistance.

Oil Canning

Oil canning is a condition common with flat metal surfaces. This waviness is caused by steel mill tolerances, forming, variations in the structures surfaces, and hardness of the steel. Measures are taken at the roll forming process, like profile design, steel gauge, corrective leveling, to minimize the effects of oil canning. Oil Canning is a Characteristic of steel and can not be eliminated totally and therefore is not reason for rejection of the panels.

Job Site Storage

While waiting to be installed on the job site, Storage of panels, trim crates, and flat sheet should be sloped in order to allow for proper moisture run off. One end should be elevated so as not to allow ponding of water on the metal surface. When using tarps for protection, proper ventilation should be provided to prevent condensation. Moisture or condensation that is trapped inside a bundle can lead to white rust on sheeting.

References

For other installation techniques and details, The Sheet Metal and Air Conditioning Contractors National Association Inc. (SMACNA) and NRCA manuals are great resource for working with sheet metal.

Western States RustWall® Panel

Installation, Flashings & Shop Drawing Detail Guide

Fastener Selection

Notes to Installers:

Fastener Selection will vary depending on type and thickness of substrate.

Design Calculations for clip spacing should be completed by the design engineer.

The use of Butyl tape mastic, Butyl sealants and Curing Sealants is always recommended to insure weather tight installation.

Panels and flashings should never be installed in contact with dissimilar metals.

Use only those flashings and accessories designed for use with this panel.

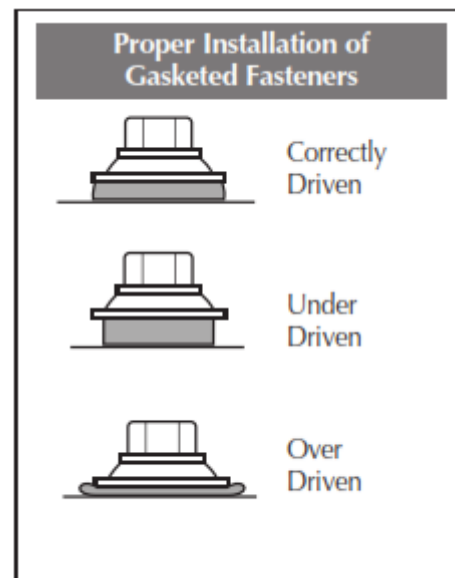
Panel clip attachment screws must be long enough to fully penetrate through roof deck substrate or penetrate solid lumber at least one inch.

Exposed Trim Fasteners should have sealing washers and be coated to provide protection against corrosion.

Screws must be properly driven to ensure holding strength and proper seal. (see diagram)

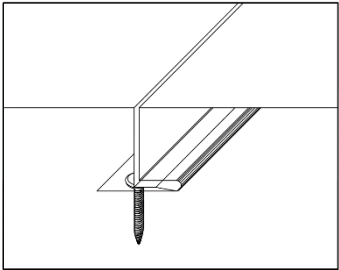




Recommended drill speed is 2000rpm. Improper setting of drill speed can lead to snapping of screw heads.

Pre drilling of screw holes may be necessary with heavy gauge metals.

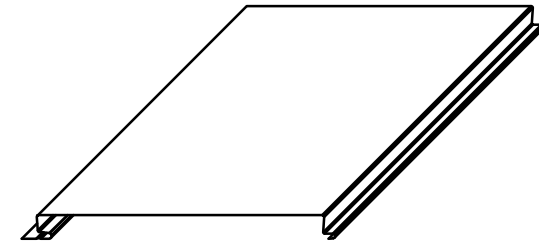
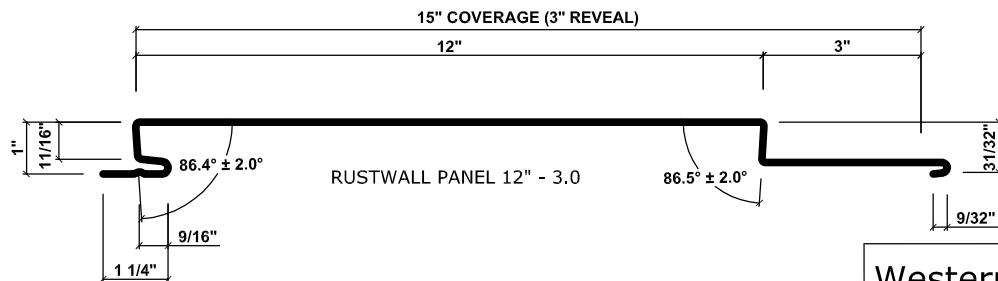
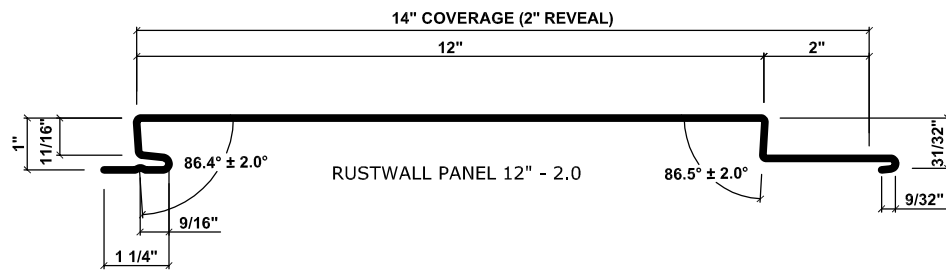
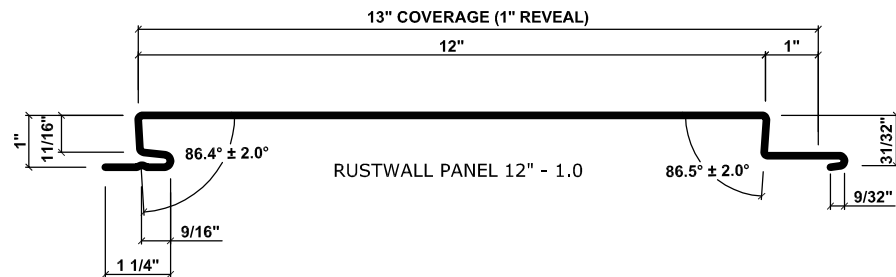
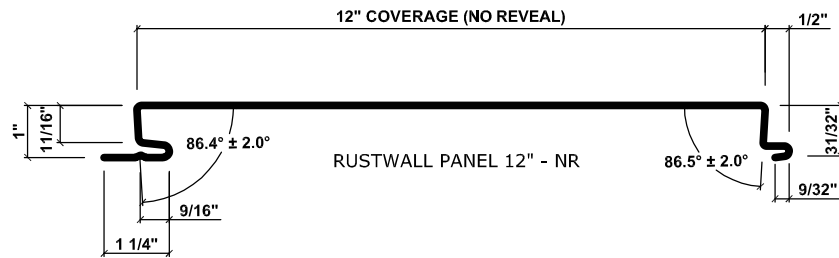


Western States RustWall® Panel
 Installation, Flashings & Shop Drawing Detail Guide

Fastener Selection

Description	Application	
14 x 7/8" Lap Self tap 14 x 7/8 Lap Stainless	Used to attach Trims . Stainless to be used with A606-4 Steel	 
#10-12 x1" Pancake head Wood #10-12 x 1" SD PH Self Driller Steel	Used to attach Panel clips. Used to secure trims to substrates. Also available in Stainless Steel.	
1/8" Stainless Rivets	Used for Trim to Trim attachment or trim to wall panels.	
Stainless Screws #10 x1 x1/4" Wood Drillers #10 x 1.5 x 1/4" #10 x 2" x 1/4"	Used for panel attachment for panels made with A606-4 Steel	

The table above shows the panel fasteners provided by WSD. Special order screws are available.



RUSTWALL PANEL	FACE	REVEAL	COVERAGE
RUSTWALL PANEL 12" - NR	12"	NR	12"
RUSTWALL PANEL 12" - 1.0	12"	1"	13"
RUSTWALL PANEL 12" - 2.0	12"	2"	14"
RUSTWALL PANEL 12" - 3.0	12"	3"	15"

**Western States
Metal Roofing**

901 W. Watkins St.
Phoenix, AZ 85007

SCALE:

DRAWN:

DATE:

CHECKED:

DATE: 5/15/22

TITLE / PART NAME:

RUSTWALL - 12" FACE

PRODUCT / PRODUCT LINE

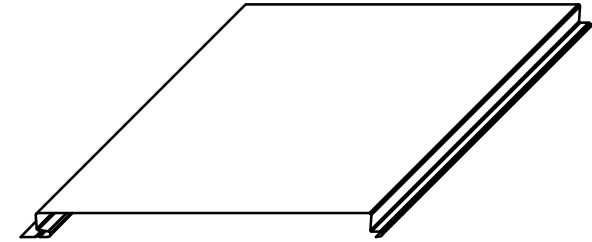
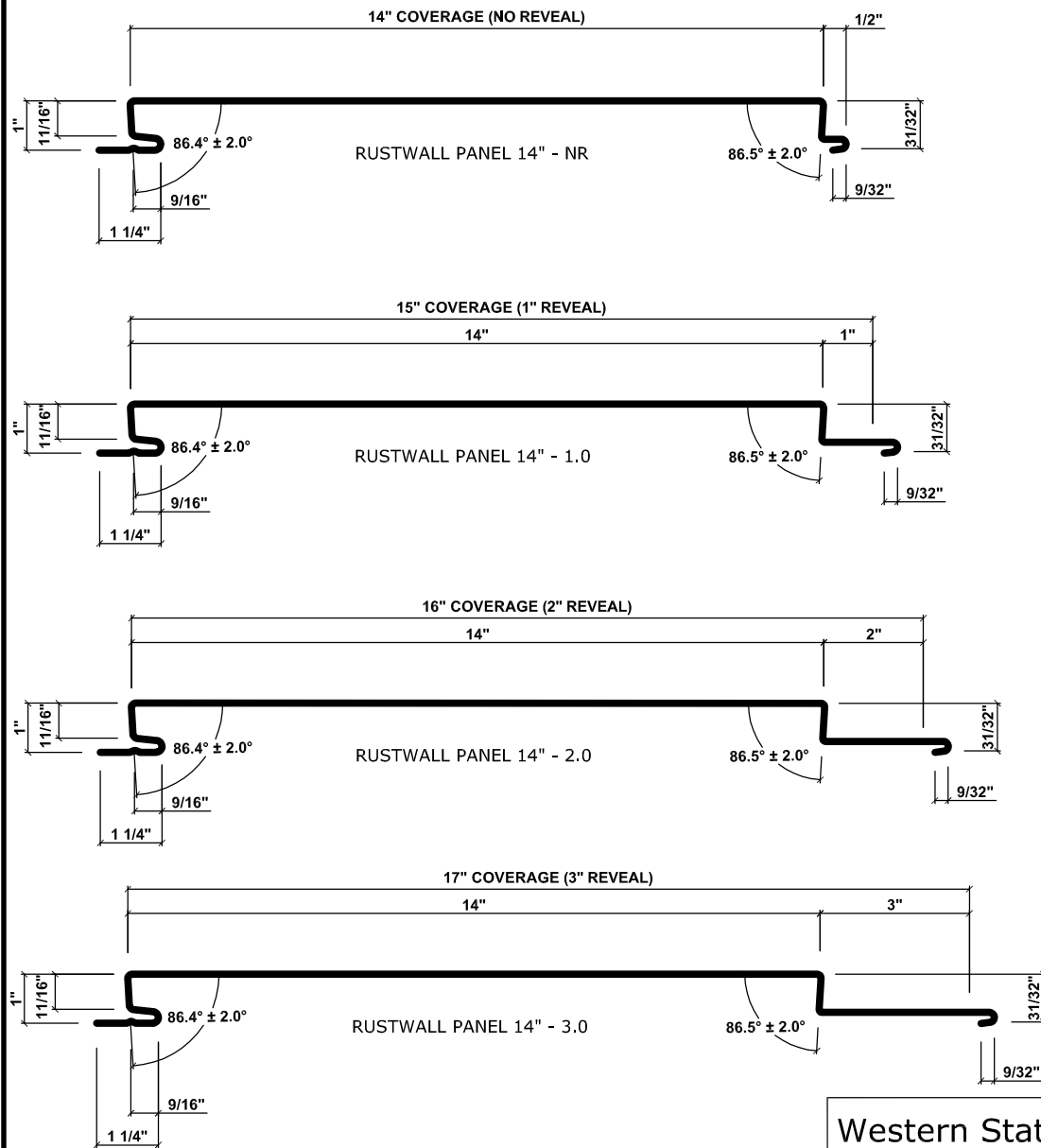
RUSTWALL®

PART I.D.

REVISION

SHEET

Copyright: The design and print is the property of Western States Metal Roofing, and must not be used, reproduced, or copied, wholly or in part without the written permission from the company. Supply of this design and print represents a confidential communication between the company and recipient.



WESTERN REVEAL PANEL	FACE	REVEAL	COVERAGE
RUSTWALL PANEL 14" - NR	14"	NR	14"
RUSTWALL PANEL 14" - 1.0	14"	1"	15"
RUSTWALL PANEL 14" - 2.0	14"	2"	16"
RUSTWALL PANEL 14" - 3.0	14"	3"	17"

Western States Metal Roofing

901 W. Watkins St.
Phoenix, AZ 85007

SCALE:

DRAWN:

DATE:

CHECKED:

DATE: 5/15/22

TITLE / PART NAME:

RUSTWALL - 14" FACE

PRODUCT / PRODUCT LINE

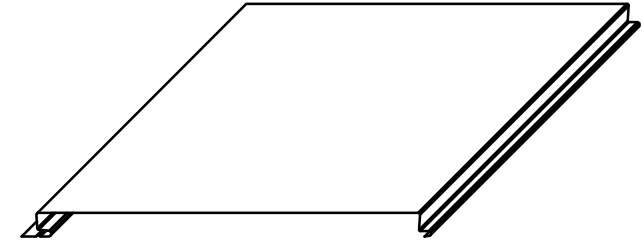
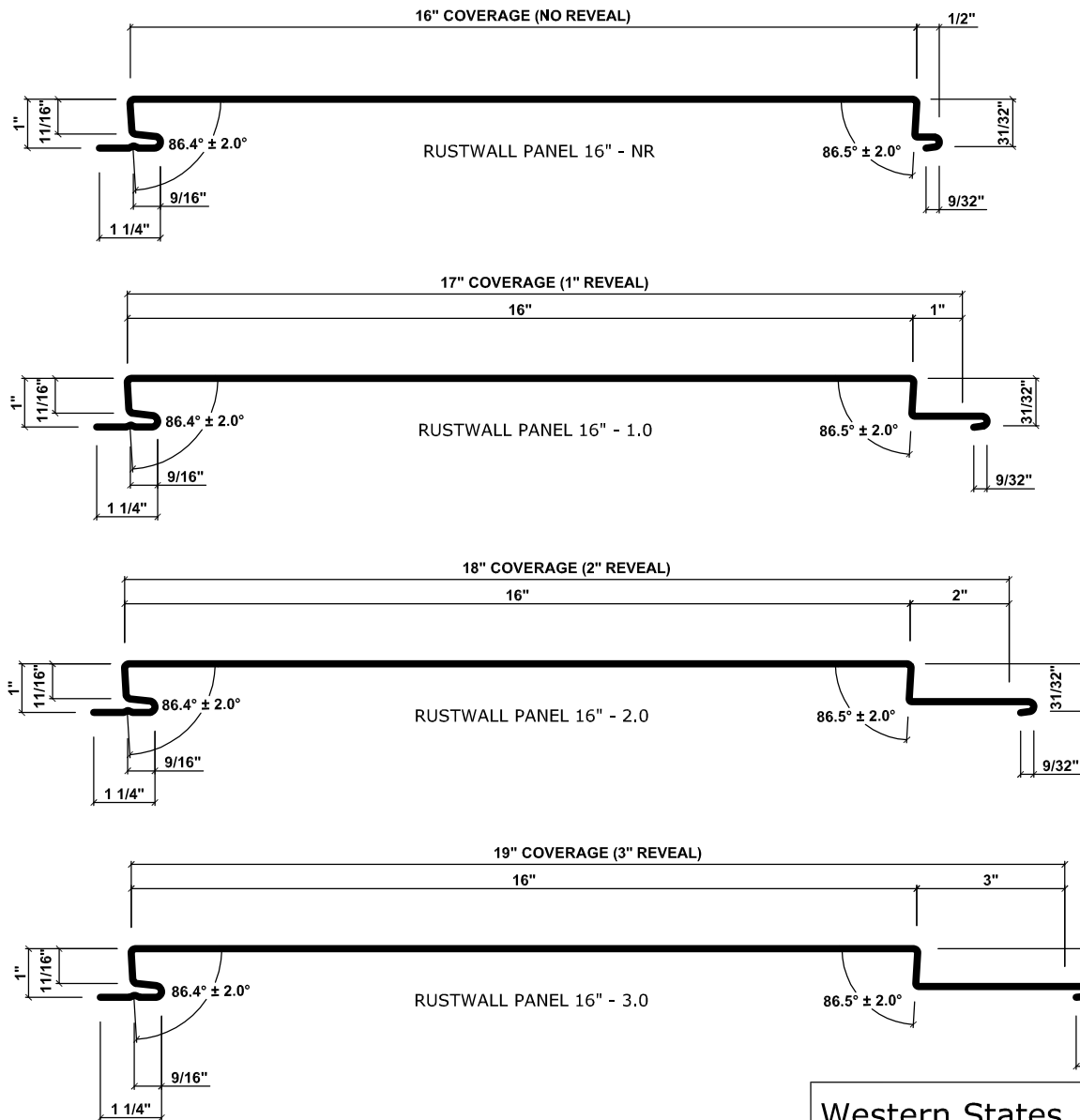
RUSTWALL®

PART I.D.

REVISION

SHEET

Copyright: The design and print is the property of Western States Metal Roofing, and must not be used, reproduced, or copied, wholly or in part without the written permission from the company. Supply of this design and print represents a confidential communication between the company and recipient.



WESTERN REVEAL PANEL	FACE	REVEAL	COVERAGE
RUSTWALL PANEL 16" - NR	16"	NR	16"
RUSTWALL PANEL 16" - 1.0	16"	1"	17"
RUSTWALL PANEL 16" - 2.0	16"	2"	18"
RUSTWALL PANEL 16" - 3.0	16"	3"	19"

Western States Metal Roofing

901 W. Watkins St.
Phoenix, AZ 85007

SCALE:

DRAWN:

DATE:

CHECKED:

DATE: 5/15/22

TITLE / PART NAME:

RUSTWALL - 16" FACE

PRODUCT / PRODUCT LINE

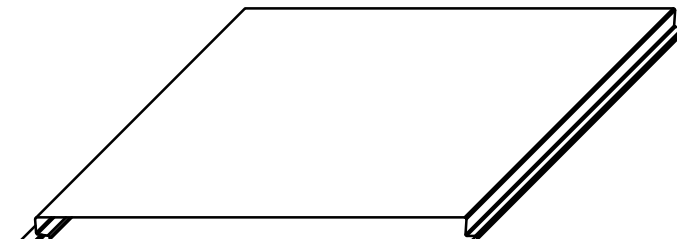
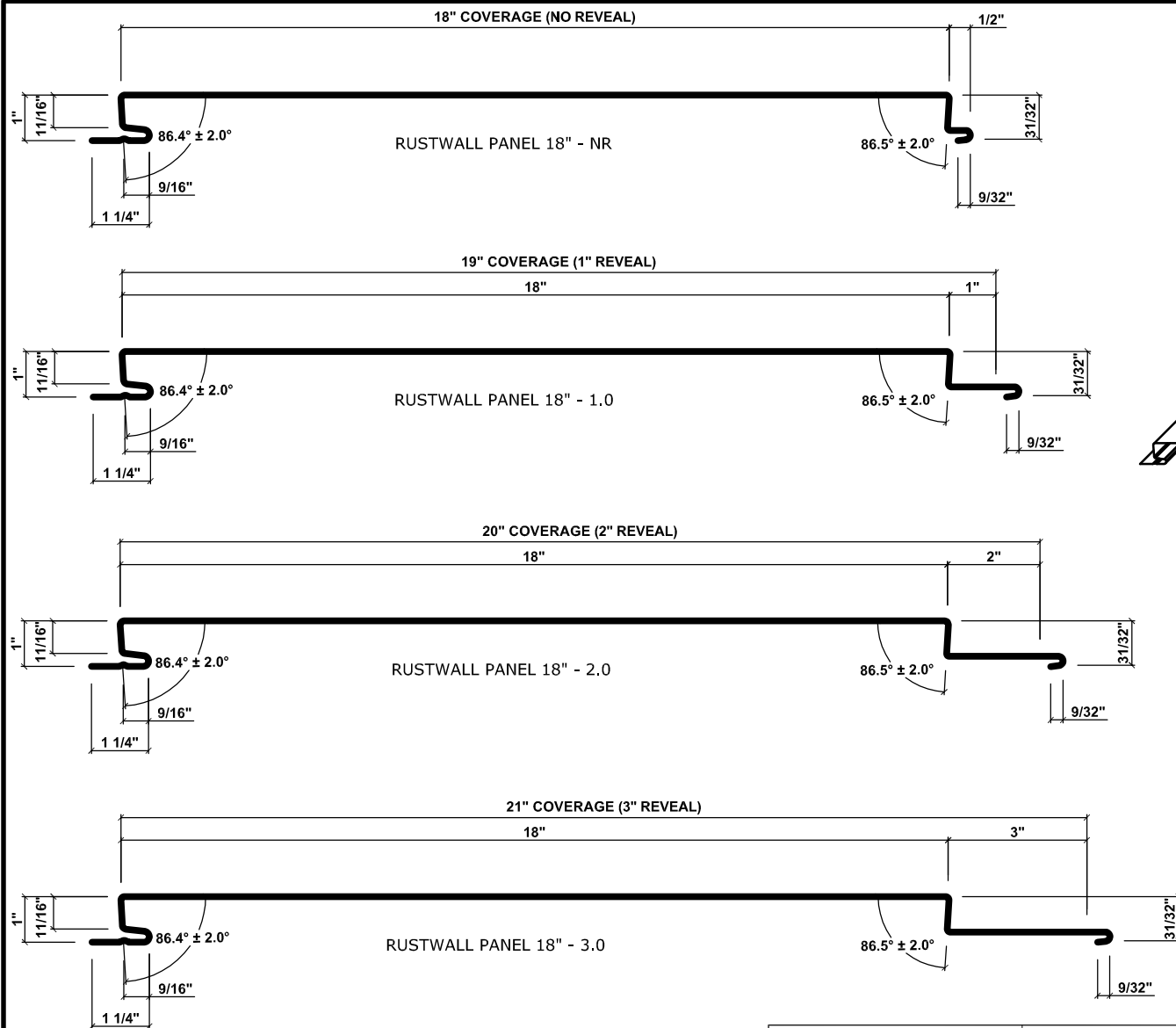
RUSTWALL®

PART I.D.

REVISION

SHEET

Copyright: The design and print is the property of Western States Metal Roofing, and must not be used, reproduced, or copied, wholly or in part without the written permission from the company. Supply of this design and print represents a confidential communication between the company and recipient.



WESTERN REVEAL PANEL	FACE	REVEAL	COVERAGE
RUSTWALL PANEL 18" - NR	18"	NR	18"
RUSTWALL PANEL 18" - 1.0	18"	1"	19"
RUSTWALL PANEL 18" - 2.0	18"	2"	20"
RUSTWALL PANEL 18" - 3.0	18"	3"	21"

Western States Metal Roofing

901 W. Watkins St.
Phoenix, AZ 85007

SCALE:

DRAWN:

DATE:

CHECKED:

DATE: 5/15/22

TITLE / PART NAME:

RUSTWALL - 18" FACE

PRODUCT / PRODUCT LINE

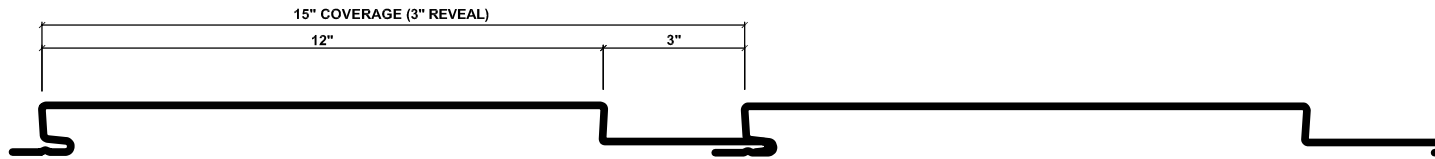
RUSTWALL®

PART I.D.

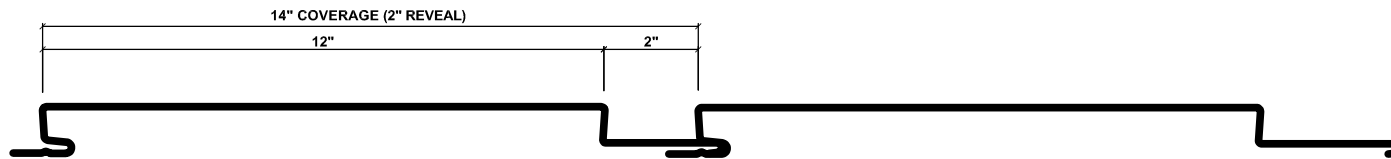
REVISION

SHEET

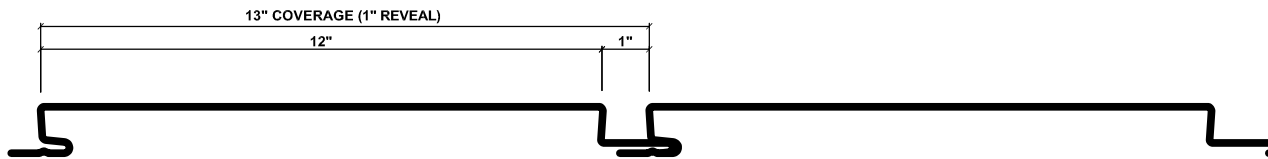
Copyright: The design and print is the property of Western States Metal Roofing, and must not be used, reproduced, or copied, wholly or in part without the written permission from the company. Supply of this design and print represents a confidential communication between the company and recipient.



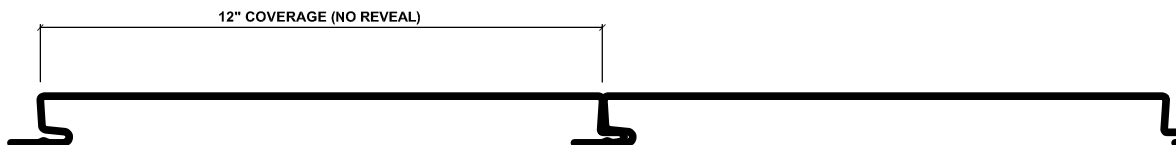
RUSTWALL PANEL 12" - 3.0



RUSTWALL PANEL 12" - 2.0



RUSTWALL PANEL 12" - 1.0



RUSTWALL PANEL 12" - NR

RUSTWALL PANEL	FACE	REVEAL	COVERAGE
RUSTWALL PANEL 12" - NR	12"	NR	12"
RUSTWALL PANEL 12" - 1.0	12"	1"	13"
RUSTWALL PANEL 12" - 2.0	12"	2"	14"
RUSTWALL PANEL 12" - 3.0	12"	3"	15"

Western States Metal Roofing

901 W. Watkins St.
Phoenix, AZ 85007

SCALE:

DRAWN:

DATE:

CHECKED:

DATE: 5/15/22

TITLE / PART NAME:

PRODUCT / PRODUCT LINE

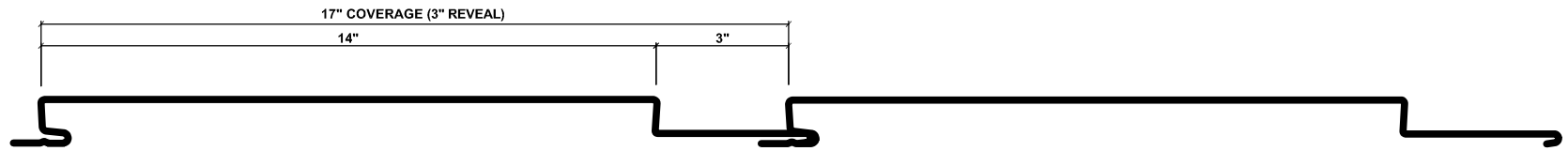
RUSTWALL®

PART I.D.

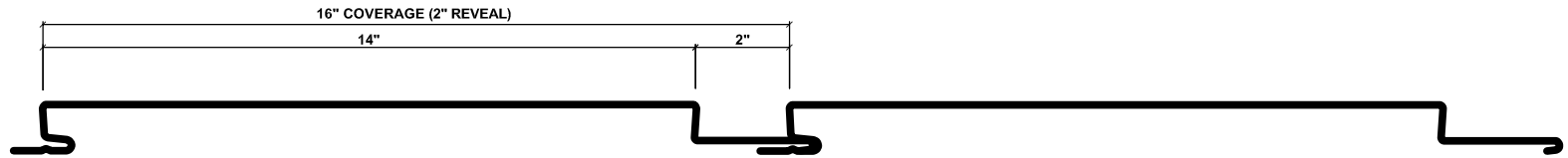
REVISION

SHEET

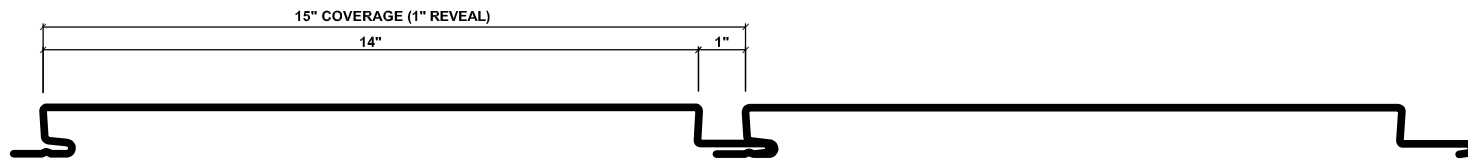
Copyright: The design and print is the property of Western States Metal Roofing, and must not be used, reproduced, or copied, wholly or in part without the written permission from the company. Supply of this design and print represents a confidential communication between the company and recipient.



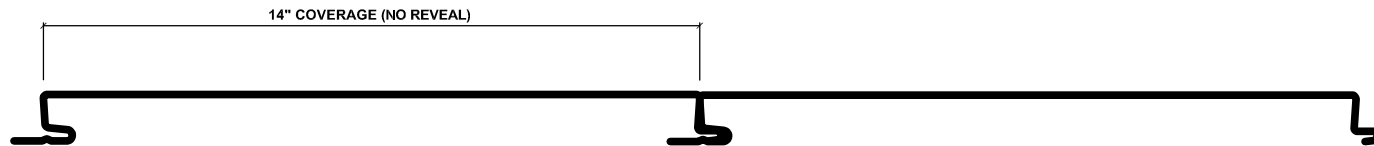
RUSTWALL PANEL 14" - 3.0



RUSTWALL PANEL 14" - 2.0



RUSTWALL PANEL 14" - 1.0



RUSTWALL PANEL 14" - NR

WESTERN REVEAL PANEL	FACE	REVEAL	COVERAGE
RUSTWALL PANEL 14" - NR	14"	NR	14"
RUSTWALL PANEL 14" - 1.0	14"	1"	15"
RUSTWALL PANEL 14" - 2.0	14"	2"	16"
RUSTWALL PANEL 14" - 3.0	14"	3"	17"

Western States Metal Roofing

901 W. Watkins St.
Phoenix, AZ 85007

SCALE:

DRAWN:

DATE:

CHECKED:

DATE: 5/15/22

TITLE / PART NAME:

PRODUCT / PRODUCT LINE

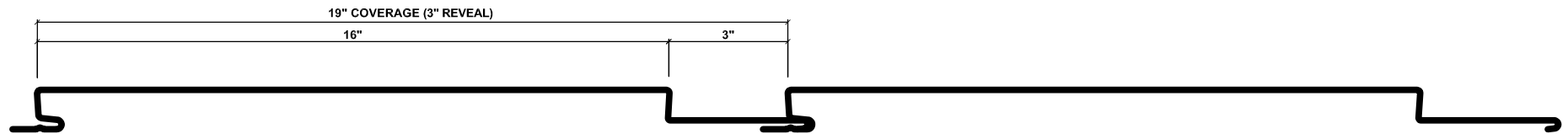
RUSTWALL®

PART I.D.

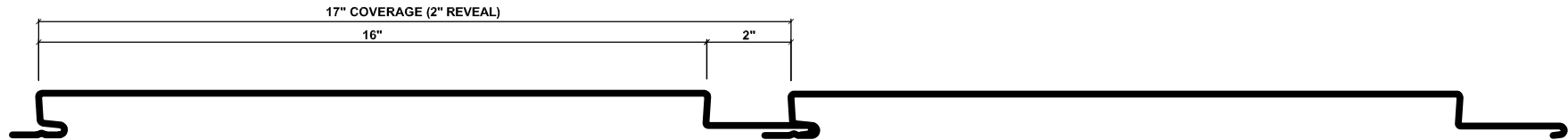
REVISION

SHEET

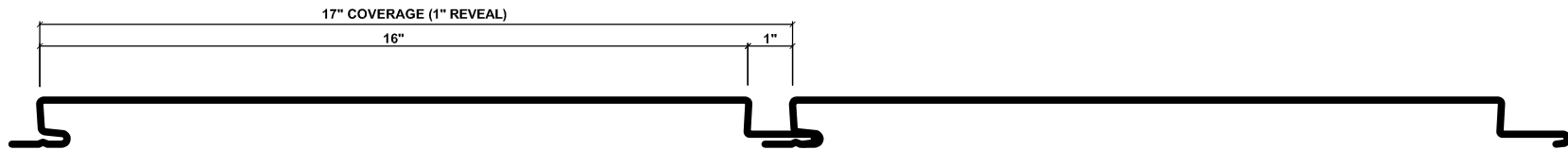
Copyright: The design and print is the property of Western States Metal Roofing, and must not be used, reproduced, or copied, wholly or in part without the written permission from the company. Supply of this design and print represents a confidential communication between the company and recipient.



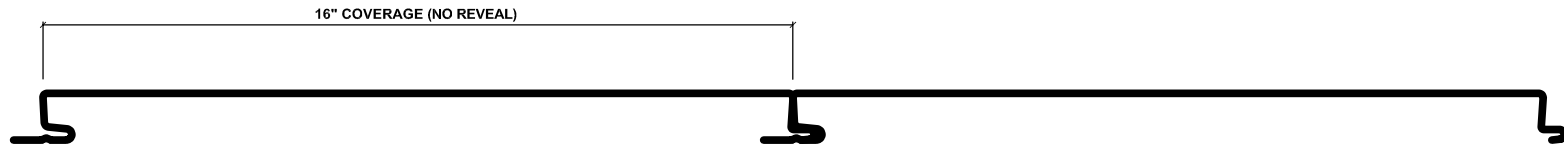
RUSTWALL PANEL 16" - 3.0



RUSTWALL PANEL 16" - 2.0



RUSTWALL PANEL 16" - 1.0



RUSTWALL PANEL 16" - NR

WESTERN REVEAL PANEL	FACE	REVEAL	COVERAGE
RUSTWALL PANEL 16" - NR	16"	NR	16"
RUSTWALL PANEL 16" - 1.0	16"	1"	17"
RUSTWALL PANEL 16" - 2.0	16"	2"	18"
RUSTWALL PANEL 16" - 3.0	16"	3"	19"

Western States Metal Roofing

901 W. Watkins St.
Phoenix, AZ 85007

SCALE:

DRAWN:

DATE:

CHECKED:

DATE: 5/15/22

TITLE / PART NAME:

PRODUCT / PRODUCT LINE

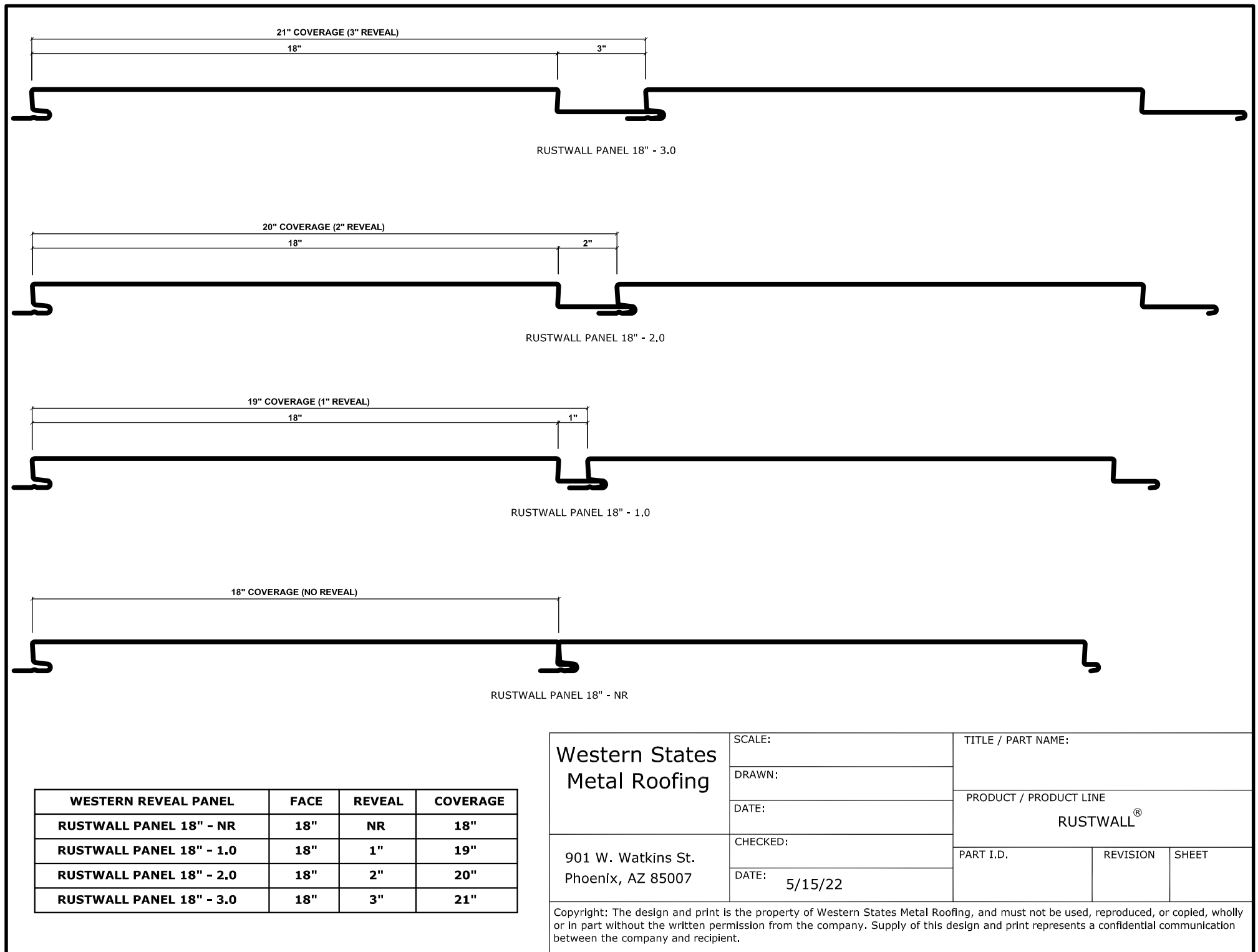
RUSTWALL®

PART I.D.

REVISION

SHEET

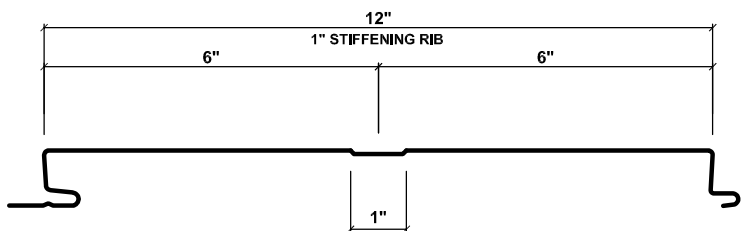
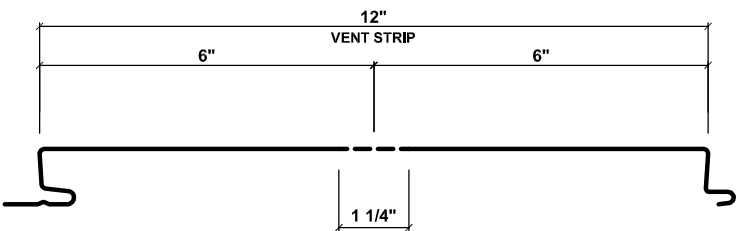
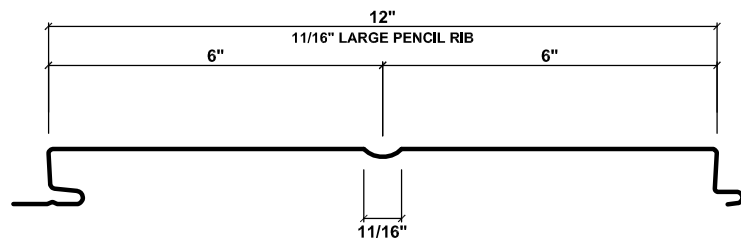
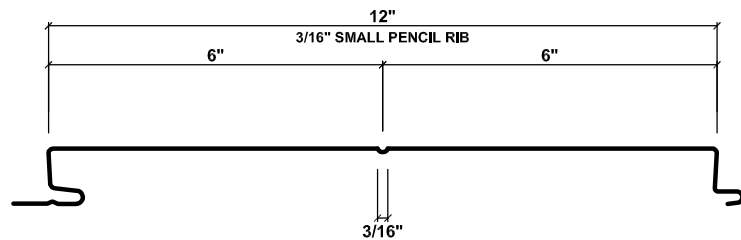
Copyright: The design and print is the property of Western States Metal Roofing, and must not be used, reproduced, or copied, wholly or in part without the written permission from the company. Supply of this design and print represents a confidential communication between the company and recipient.



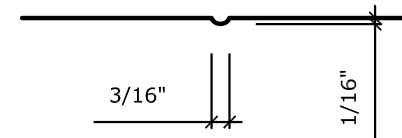
WESTERN REVEAL PANEL	FACE	REVEAL	COVERAGE
RUSTWALL PANEL 18" - NR	18"	NR	18"
RUSTWALL PANEL 18" - 1.0	18"	1"	19"
RUSTWALL PANEL 18" - 2.0	18"	2"	20"
RUSTWALL PANEL 18" - 3.0	18"	3"	21"

Western States Metal Roofing	SCALE:	TITLE / PART NAME:		
	DRAWN:			
	DATE:	PRODUCT / PRODUCT LINE		
901 W. Watkins St. Phoenix, AZ 85007	CHECKED:	RUSTWALL [®]		
	DATE: 5/15/22	PART I.D.	REVISION	SHEET

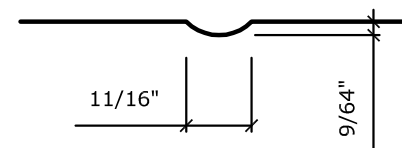
Copyright: The design and print is the property of Western States Metal Roofing, and must not be used, reproduced, or copied, wholly or in part without the written permission from the company. Supply of this design and print represents a confidential communication between the company and recipient.



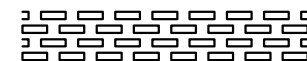
SMALL PENCIL RIB



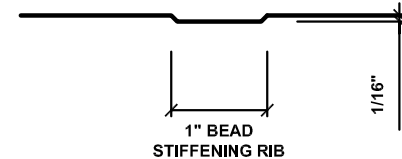
LARGE PENCIL RIB



SINGLE PERFORATION VENT STRIP



BEAD



Western States
Metal Roofing

901 W. Watkins St.
Phoenix, AZ 85007

SCALE:

DRAWN:

DATE:

CHECKED:

DATE: 5/15/22

TITLE / PART NAME:

STIFFENING RIBS

PRODUCT / PRODUCT LINE

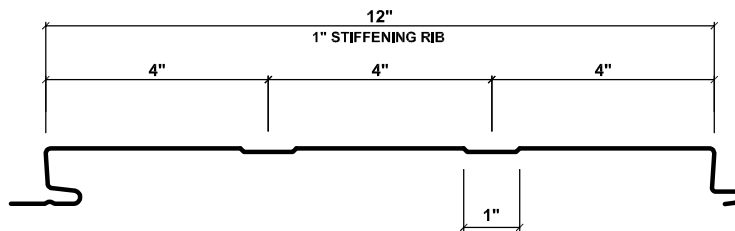
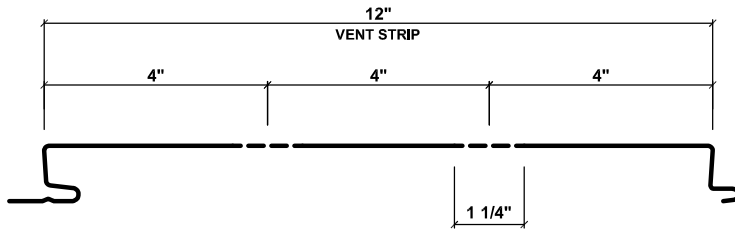
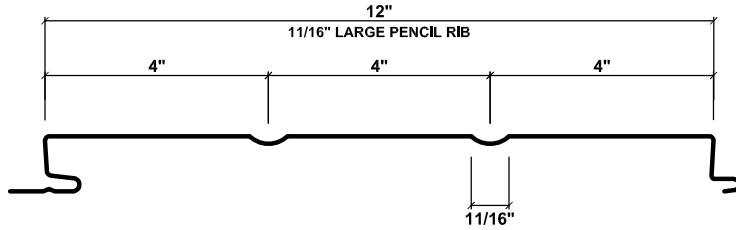
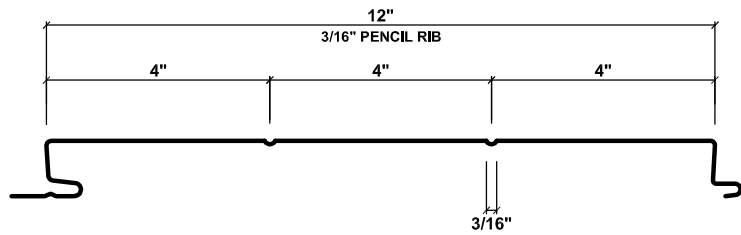
RUSTWALL®

PART I.D.

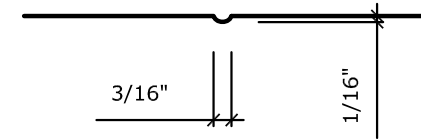
REVISION

SHEET

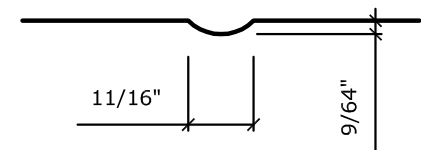
Copyright: The design and print is the property of Western States Metal Roofing, and must not be used, reproduced, or copied, wholly or in part without the written permission from the company. Supply of this design and print represents a confidential communication between the company and recipient.




SMALL PENCIL RIB



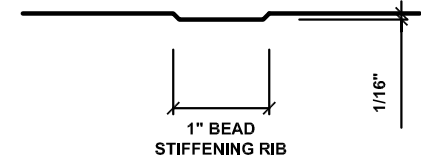
LARGE PENCIL RIB



SINGLE PERFORATION
VENT STRIP



BEAD



Western States
Metal Roofing

SCALE:

DRAWN:

DATE:

CHECKED:

DATE: 5/15/22

901 W. Watkins St.
Phoenix, AZ 85007

TITLE / PART NAME:

STIFFENING RIBS

PRODUCT / PRODUCT LINE

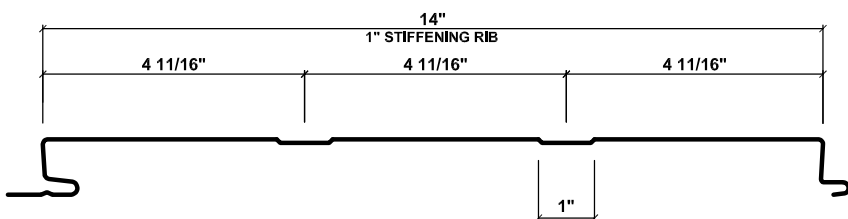
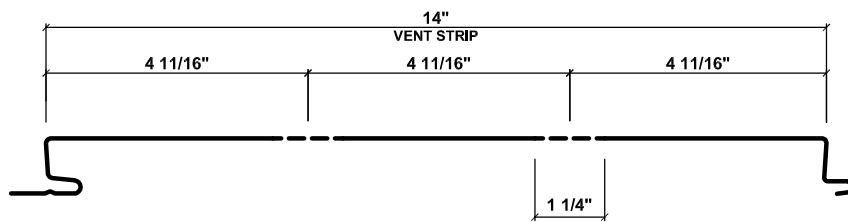
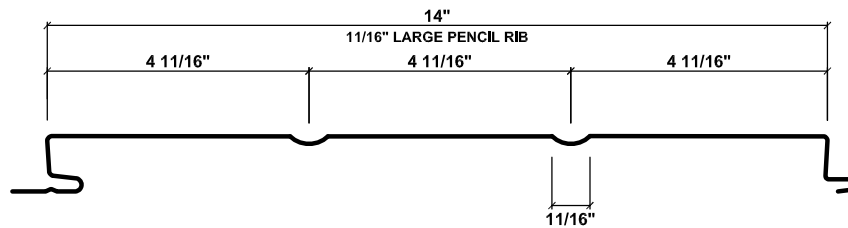
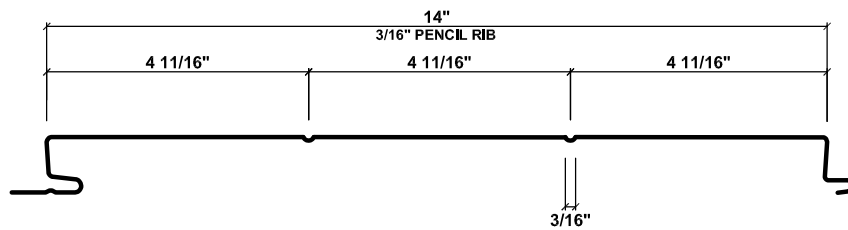
RUSTWALL®

PART I.D.

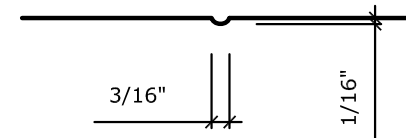
REVISION

SHEET

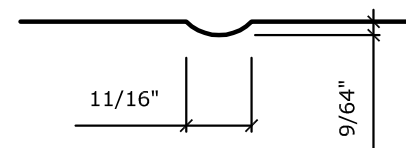
Copyright: The design and print is the property of Western States Metal Roofing, and must not be used, reproduced, or copied, wholly or in part without the written permission from the company. Supply of this design and print represents a confidential communication between the company and recipient.



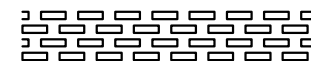
SMALL PENCIL RIB



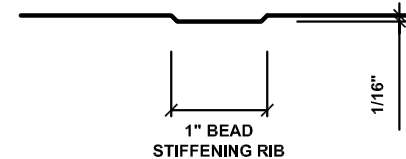
LARGE PENCIL RIB



SINGLE PERFORATION VENT STRIP



BEAD



Western States
Metal Roofing

SCALE:

DRAWN:

DATE:

CHECKED:

DATE: 5/15/22

901 W. Watkins St.
Phoenix, AZ 85007

TITLE / PART NAME:

STIFFENING RIBS

PRODUCT / PRODUCT LINE

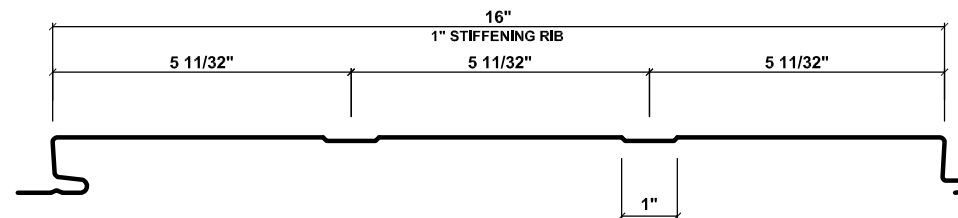
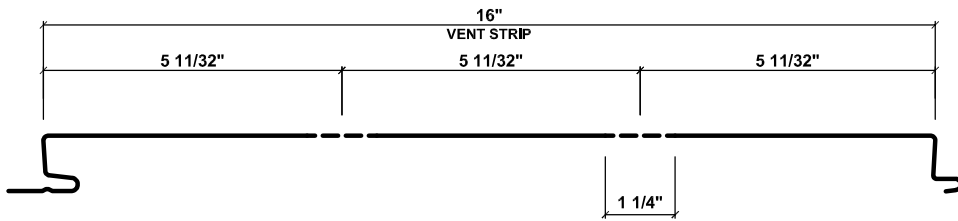
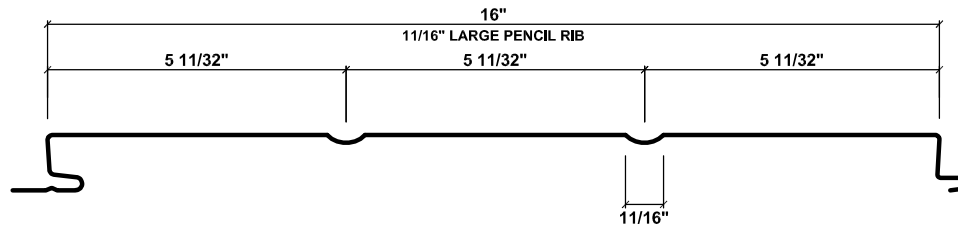

RUSTWALL®

PART I.D.

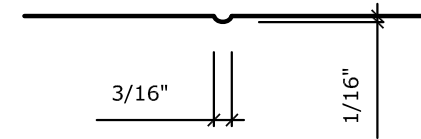
REVISION

SHEET

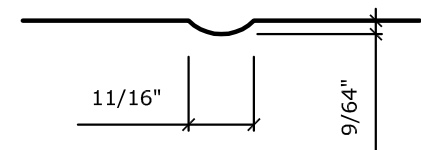
Copyright: The design and print is the property of Western States Metal Roofing, and must not be used, reproduced, or copied, wholly or in part without the written permission from the company. Supply of this design and print represents a confidential communication between the company and recipient.




SMALL PENCIL RIB



LARGE PENCIL RIB



SINGLE PERFORATION VENT STRIP



BEAD



Western States
Metal Roofing

901 W. Watkins St.
Phoenix, AZ 85007

SCALE:

DRAWN:

DATE:

CHECKED:

DATE: 5/15/22

TITLE / PART NAME:

STIFFENING RIBS

PRODUCT / PRODUCT LINE

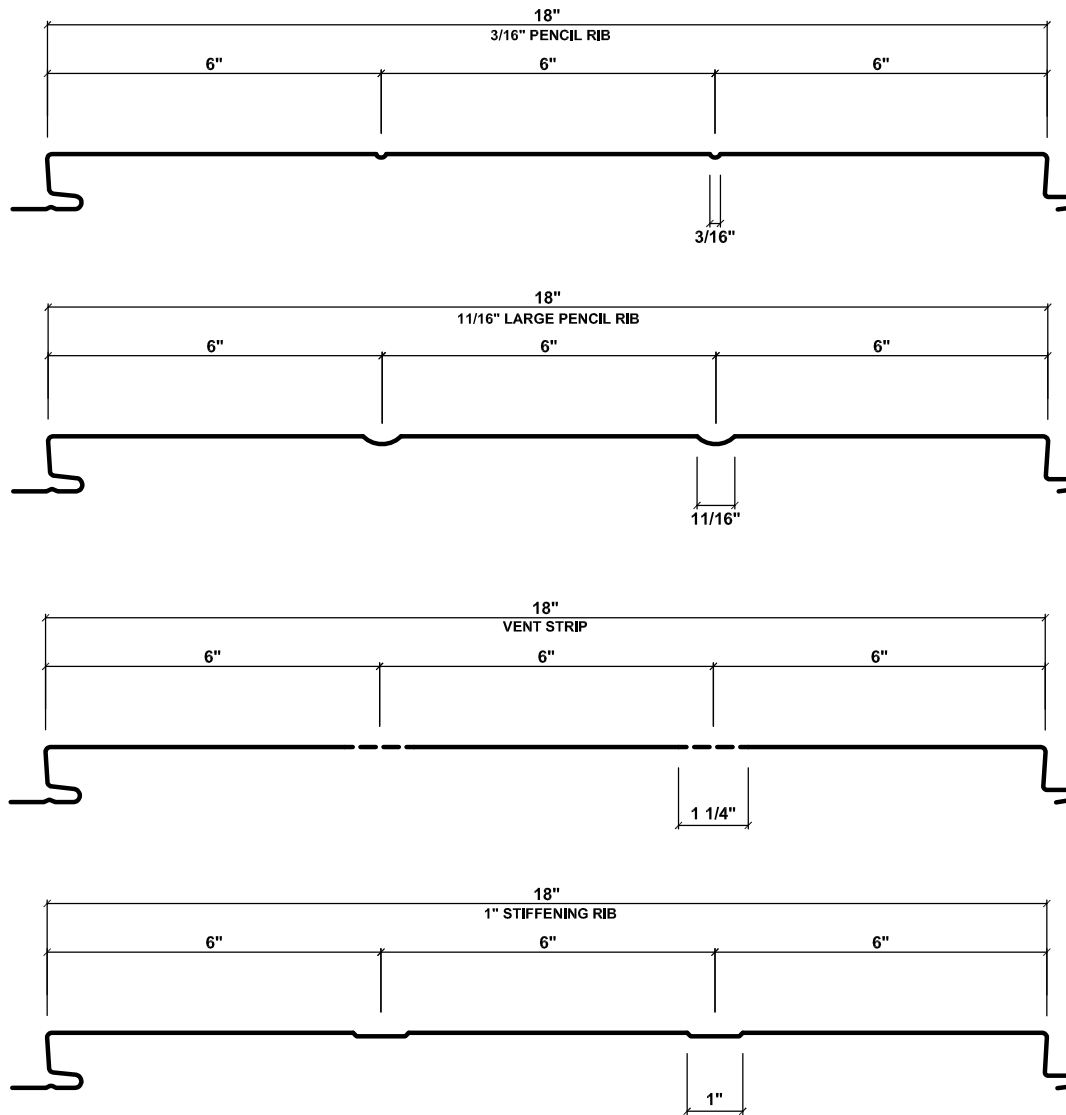
RUSTWALL®

PART I.D.

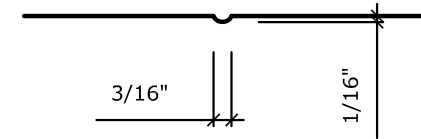
REVISION

SHEET

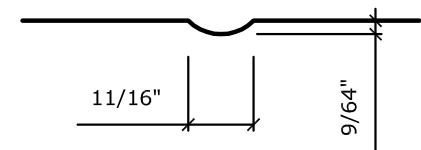
Copyright: The design and print is the property of Western States Metal Roofing, and must not be used, reproduced, or copied, wholly or in part without the written permission from the company. Supply of this design and print represents a confidential communication between the company and recipient.




SMALL PENCIL RIB



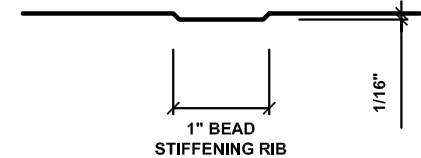
LARGE PENCIL RIB



SINGLE PERFORATION VENT STRIP



BEAD



Western States
Metal Roofing

SCALE:

DRAWN:

DATE:

CHECKED:

DATE: 5/15/22

901 W. Watkins St.
Phoenix, AZ 85007

TITLE / PART NAME:

STIFFENING RIBS

PRODUCT / PRODUCT LINE

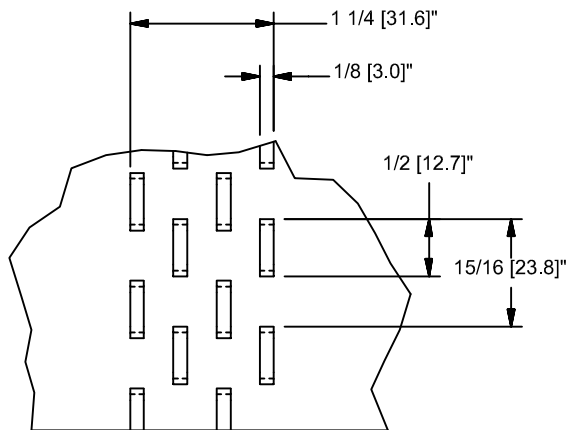
RUSTWALL®

PART I.D.

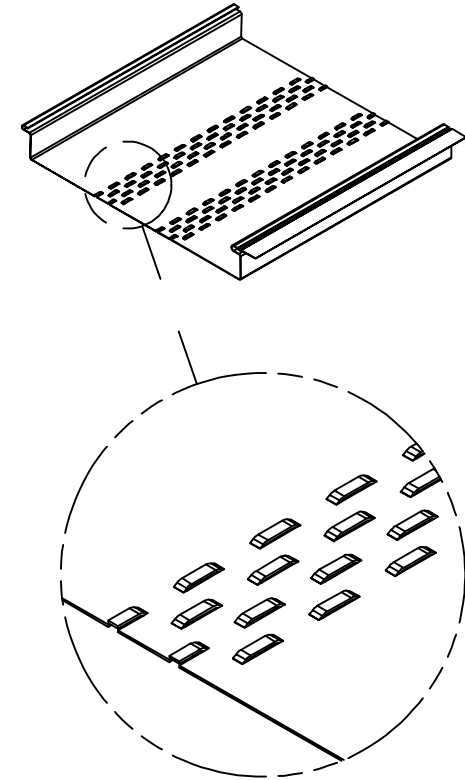
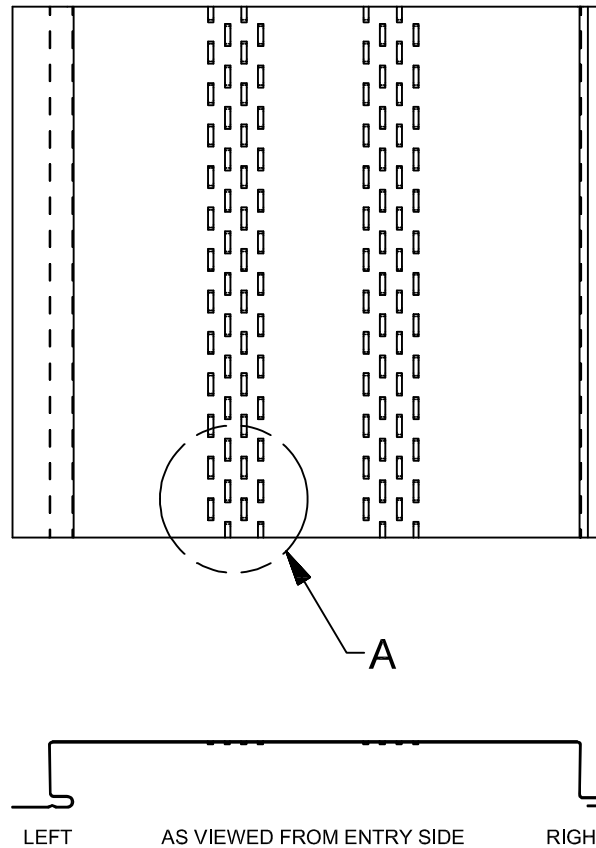
REVISION

SHEET

Copyright: The design and print is the property of Western States Metal Roofing, and must not be used, reproduced, or copied, wholly or in part without the written permission from the company. Supply of this design and print represents a confidential communication between the company and recipient.



DETAIL A



NOTES:

1. MATERIAL USAGE APPROXIMATELY: 5" [127 mm]
2. WHEN USING PERFORATOR:
MAXIMUM NET FREE AREA = 3.08
SQUARE INCHES PER 12 INCHES
OF PERFORATION
[1987 sq. mm / 304.8 mm]
3. MAXIMUM OF TWO PERFORATIONS
PER PANEL.
4. DUAL DIMENSIONS: Inch [mm]

OPENING SIZE .50 [12.7] X .12 [3.0] = .06 SQ. IN. [38.7 sq. mm]
 OPENINGS PER 12 INCH LENGTH [304.8 mm] = 51.25
 NET FREE AREA / 12 INCH = .06 SQ IN X 51.25 = 3.08 SQ IN.
 [net free area / 304.8 mm = 38.7 sq. mm X 51.25 = 1983 sq. mm]

Western States
Metal Roofing

901 W. Watkins St.
Phoenix, AZ 85007

SCALE:

DRAWN:

DATE:

CHECKED:

DATE: 5/15/22

TITLE / PART NAME:

PRODUCT / PRODUCT LINE

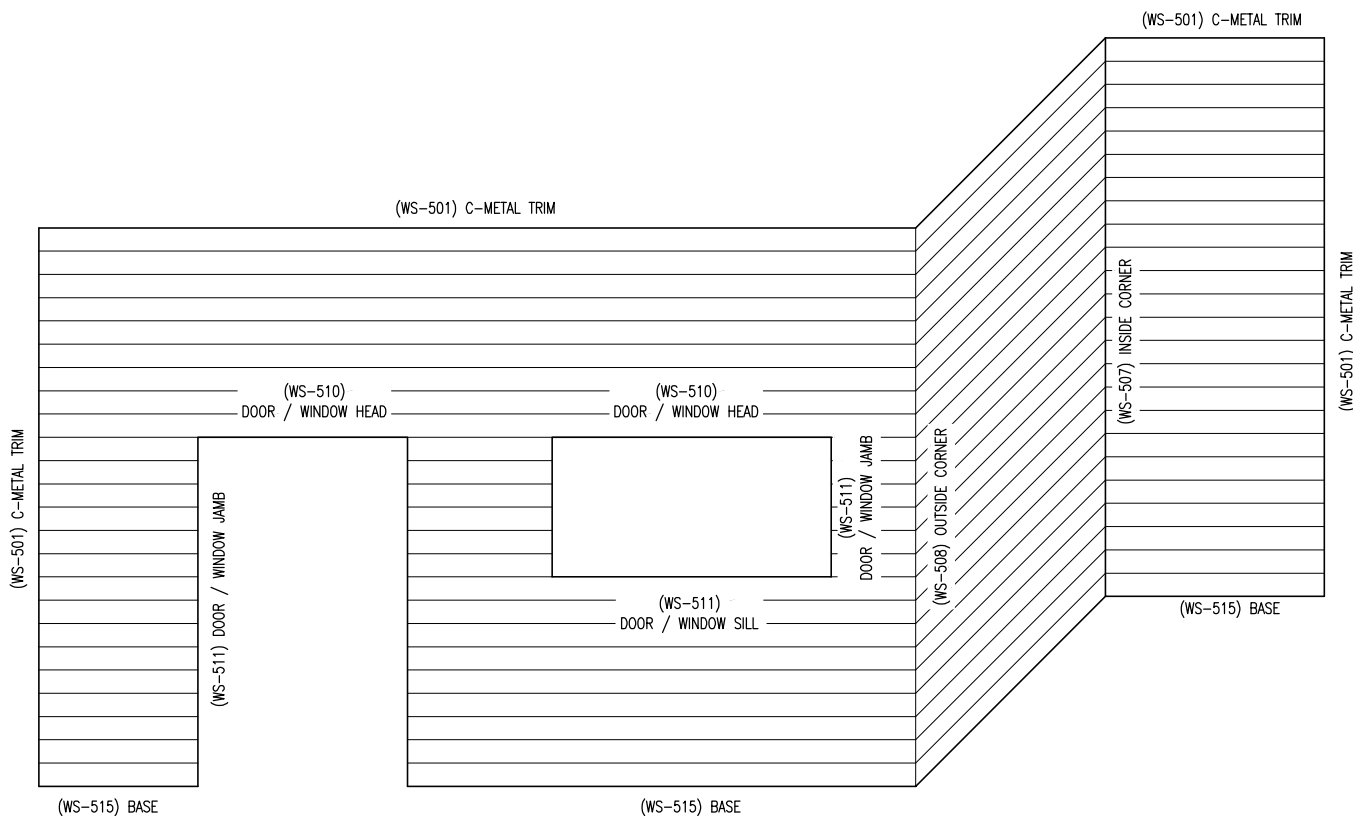
RUSTWALL®

PART I.D.

REVISION

SHEET

Copyright: The design and print is the property of Western States Metal Roofing, and must not be used, reproduced, or copied, wholly or in part without the written permission from the company. Supply of this design and print represents a confidential communication between the company and recipient.



FLASHING TYPE

DETAIL NO.

END SPLICE	WS-500
C-METAL (J-TRIM)	WS-501
REVEAL FLASHING	WS-502
SILL DRIP TRIM	WS-504
ALTERNATE SILL DRIP	WS-505
Z METAL TRIM	WS-506
INSIDE CORNER TRIM	WS-507
OUTSIDE CORNER TRIM	WS-508
TRANSITION/SILL TRIM	WS-509
DOOR/WINDOW HEAD TRIM	WS-510
DOOR/WINDOW JAMB TRIM	WS-511
PARAPET CAP	WS-512
TRIM CLEAT	WS-513
ALTERNATE WALL TRIM	WS-514
BASE TRIM	WS-515
Z METAL TRIM (SMALL)	WS-516
CUSTOM OUTSIDE CORNER	WS-517
CUSTOM INSIDE CORNER	WS-518

Western States Metal Roofing

901 W. Watkins St.
Phoenix, AZ 85007
www.MetalForRoofing.com
www.RustedRoofing.com
www.MetalDeck.com

Phone: (602) 495-0048
Fax: (602) 261-7726
877-PURLINS (787-5467)



DETAIL:

KEY WALL PLAN

PANEL TYPE:

RUSTWALL®

A

5/15/22

REV: DATE:

DETAIL #:

END SPLICE WS-500	C METAL (J-TRIM) WS-501	REVEAL FLASHING WS-502	SILL DRIP TRIM WS-504
ALTERNATE SILL DRIP TRIM WS-505	Z METAL TRIM WS-506	INSIDE CORNER TRIM WS-507	OUTSIDE CORNER TRIM WS-508
TRANSITION/SILL TRIM WS-509	DOOR/WINDOW HEAD TRIM WS-510	DOOR/WINDOW JAMB TRIM WS-511	PARAPET CAP WS-512

Western States Metal Roofing

901 W. Watkins St.
Phoenix, AZ 85007
www.MetalForRoofing.com
www.RustedRoofing.com
www.MetalDeck.com

Phone: (602) 495-0048
Fax: (602) 261-7726
877-PURLINS (787-5467)

STANDARD TRIM

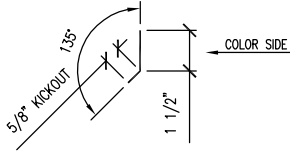
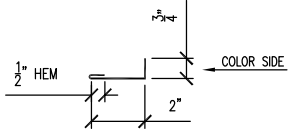
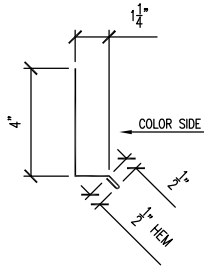
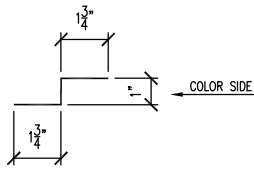
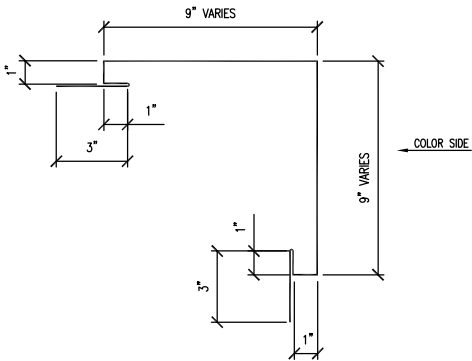
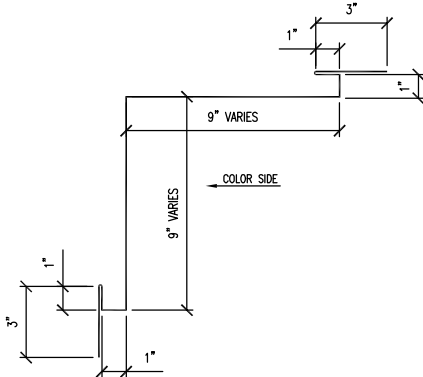
PANEL TYPE:

RUSTWALL®

A 5/15/22

REV: DATE:

DETAIL #:
RW-WSD-ST5

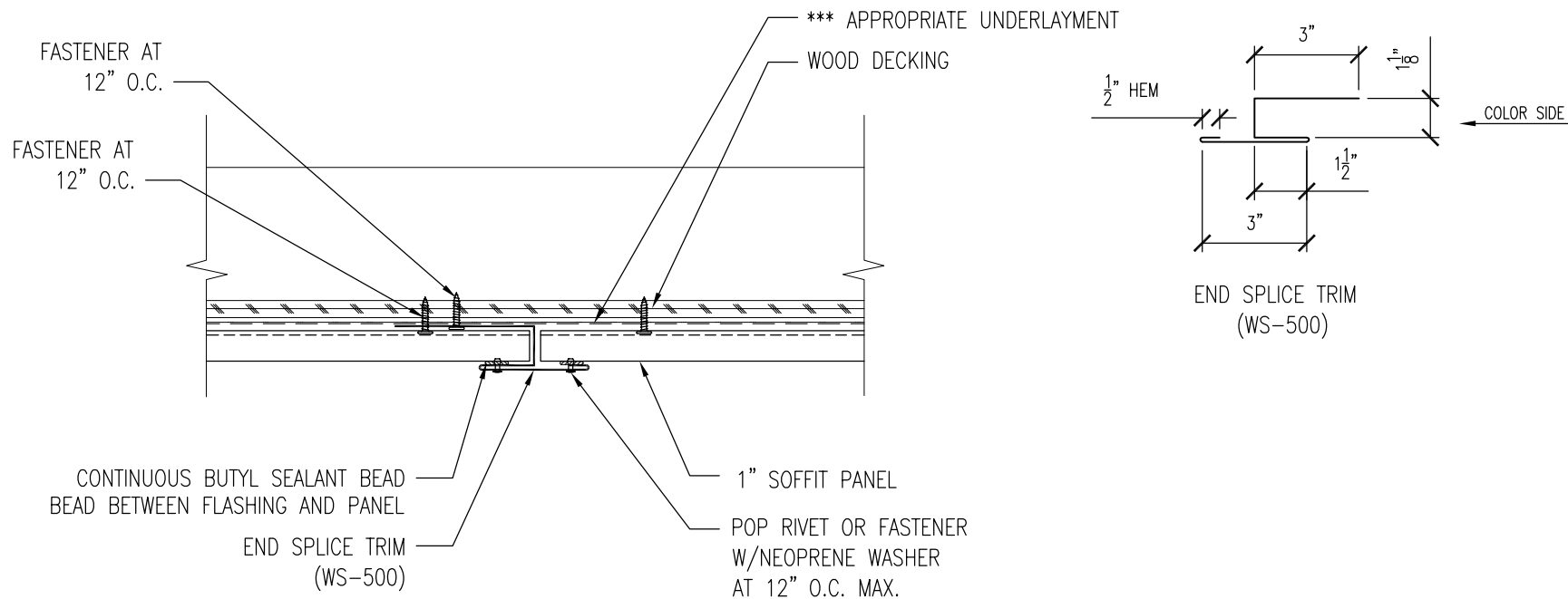
TRIM CLEAT WS-513	ALTERNATE WALL TRIM WS-514	BASE TRIM WS-515	Z METAL TRIM (SMALL) WS-516
			
CUSTOM OUTSIDE CORNER WS-517	CUSTOM INSIDE CORNER WS-518		
			

Western States Metal Roofing

901 W. Watkins St.
 Phoenix, AZ 85007
www.MetalForRoofing.com
www.RustedRoofing.com
www.MetalDeck.com

Phone: (602) 495-0048
 Fax: (602) 261-7726
 877-PURLINS (787-5467)

STANDARD TRIM			
PANEL TYPE: RUSTWALL ®		A	5/15/22
		REV:	DATE:
		DETAIL #:	RW-WSD-ST6



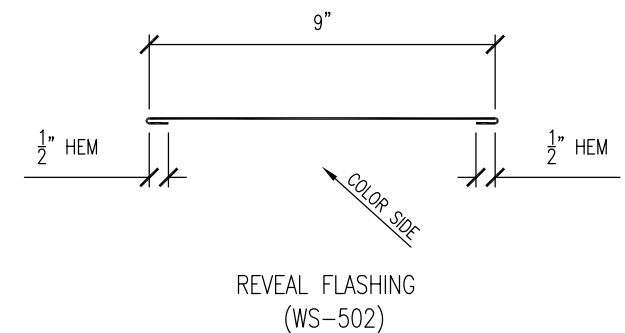
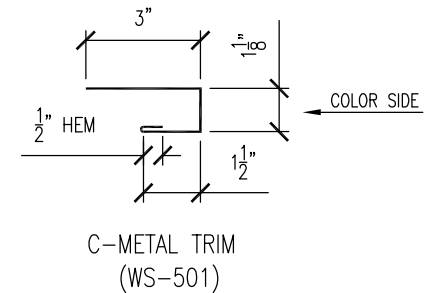
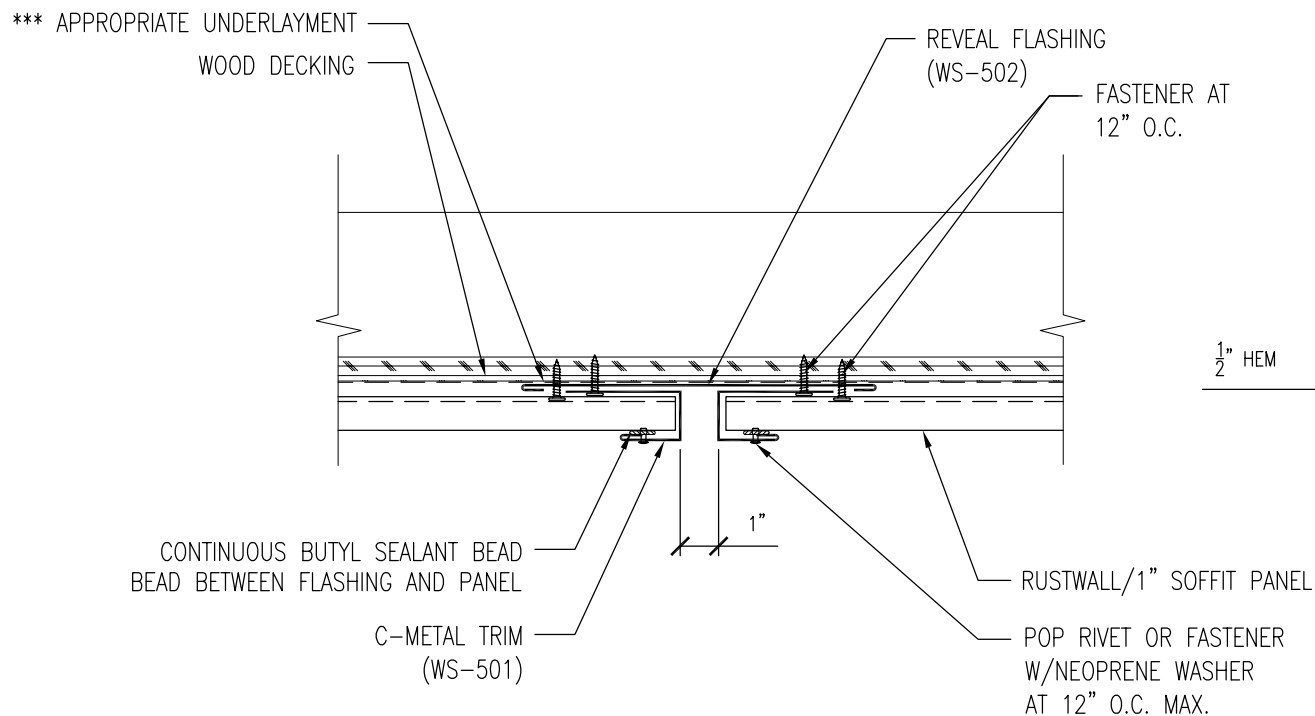
*** WSMR RECOMMENDS SHARKSKIN® ULTRA OR SHARKSKIN® ULTRA SA

Western States Metal Roofing

901 W. Watkins St.
Phoenix, AZ 85007
www.MetalForRoofing.com
www.RustedRoofing.com
www.MetalDeck.com

Phone: (602) 495-0048
Fax: (602) 261-7726
877-PURLINS (787-5467)

GAUGE: _____	COLOR: _____
LENGTH: _____	FINISH: _____
MATERIAL: _____	
SOFFIT END SPLICE DETAIL	
	A 5/15/22
PANEL TYPE: RUSTWALL®	REV: DATE:
	DETAIL #: RW-WSD-S1



HORIZONTAL WALL INSTALL

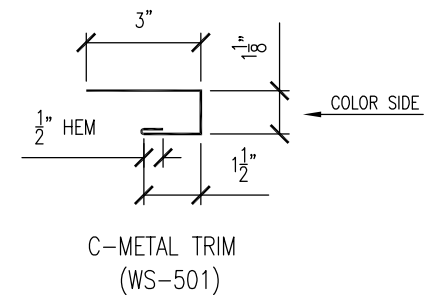
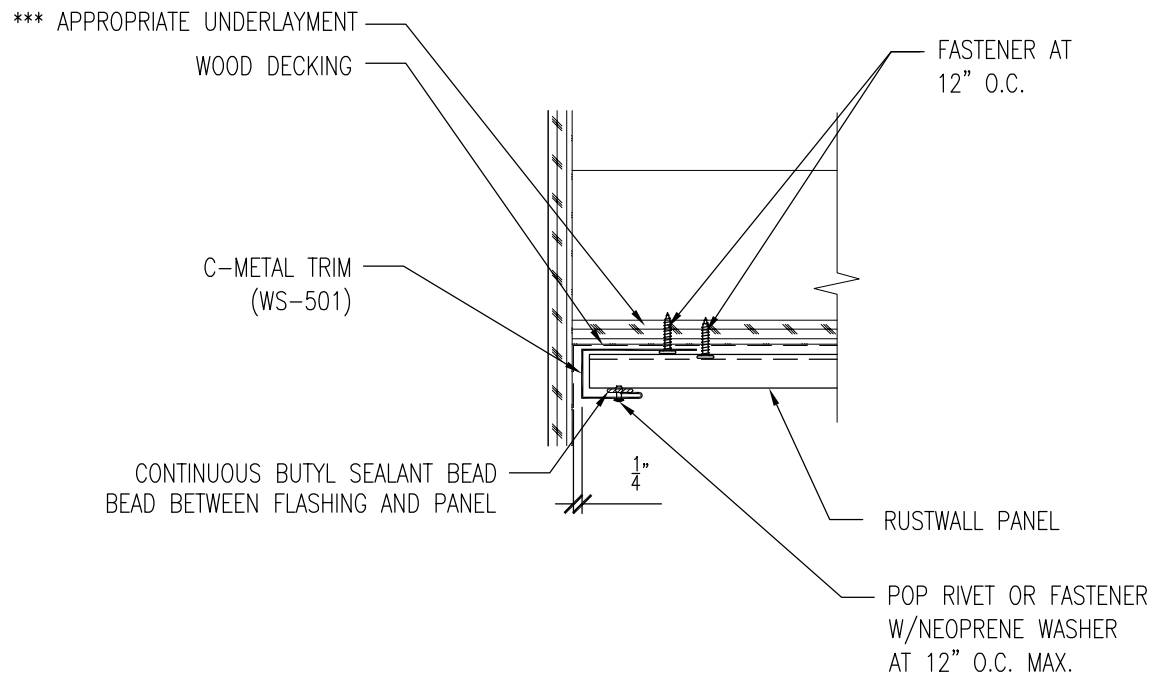
*** WSMR RECOMMENDS SHARKSKIN[®] ULTRA OR SHARKSKIN[®] ULTRA SA

Western States Metal Roofing

901 W. Watkins St.
Phoenix, AZ 85007
www.MetalForRoofing.com
www.RustedRoofing.com
www.MetalDeck.com

Phone: (602) 495-0048
Fax: (602) 261-7726
877-PURLINS (787-5467)

GAUGE: _____	COLOR: _____
LENGTH: _____	FINISH: _____
MATERIAL: _____	
WALL/SOFFIT END SPLICE DETAIL	
	A 5/15/22
PANEL TYPE: RUSTWALL [®]	REV: DATE:
	DETAIL #: RW-WSD-SW2



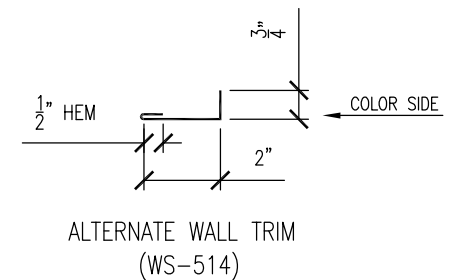
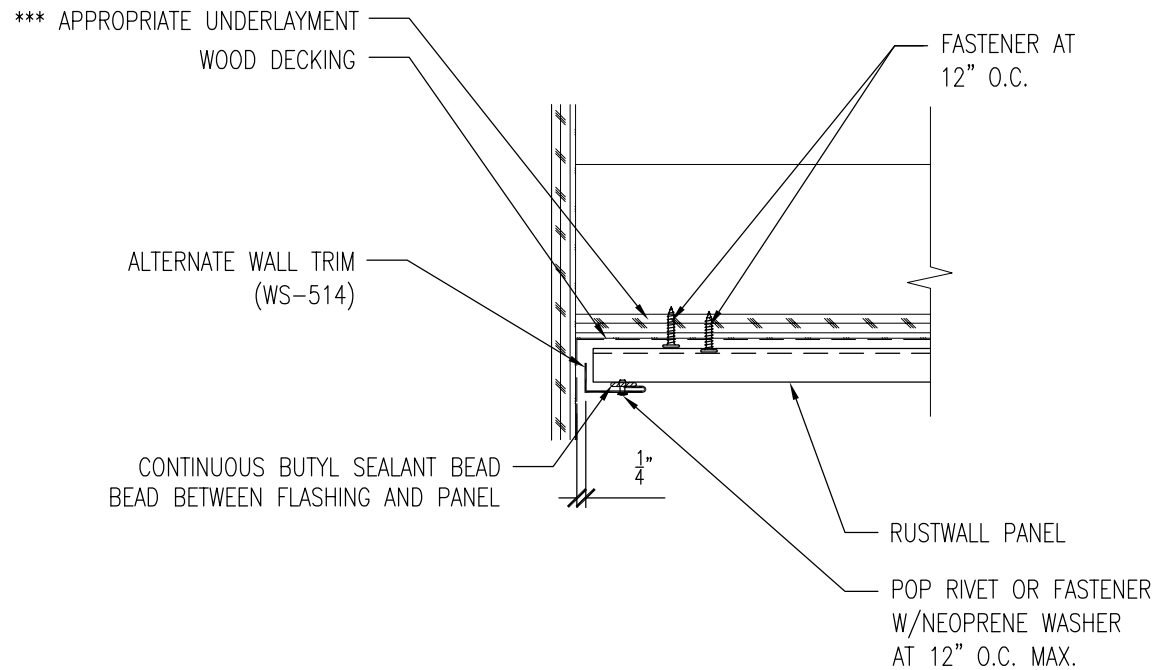
*** WSMR RECOMMENDS SHARKSKIN® ULTRA OR SHARKSKIN® ULTRA SA

Western States Metal Roofing

901 W. Watkins St.
Phoenix, AZ 85007
www.MetalForRoofing.com
www.RustedRoofing.com
www.MetalDeck.com

Phone: (602) 495-0048
Fax: (602) 261-7726
877-PURLINS (787-5467)

GAUGE: _____	COLOR: _____
LENGTH: _____	FINISH: _____
MATERIAL: _____	
SOFFIT END WALL DETAIL	
	A 5/15/22
PANEL TYPE: RUSTWALL ®	REV: DATE:
	DETAIL #: RW-WSD-S3



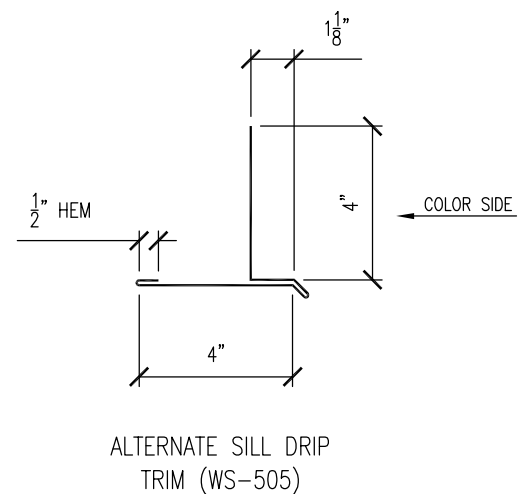
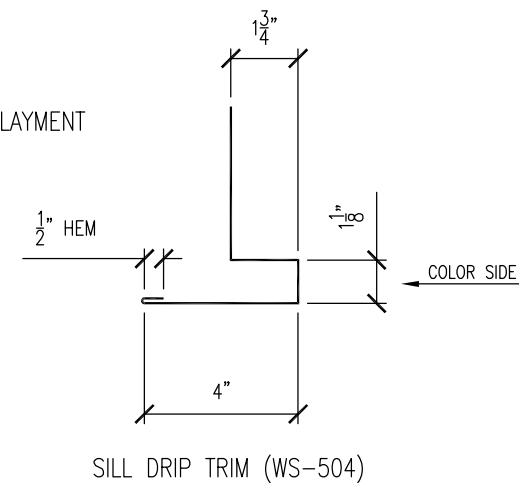
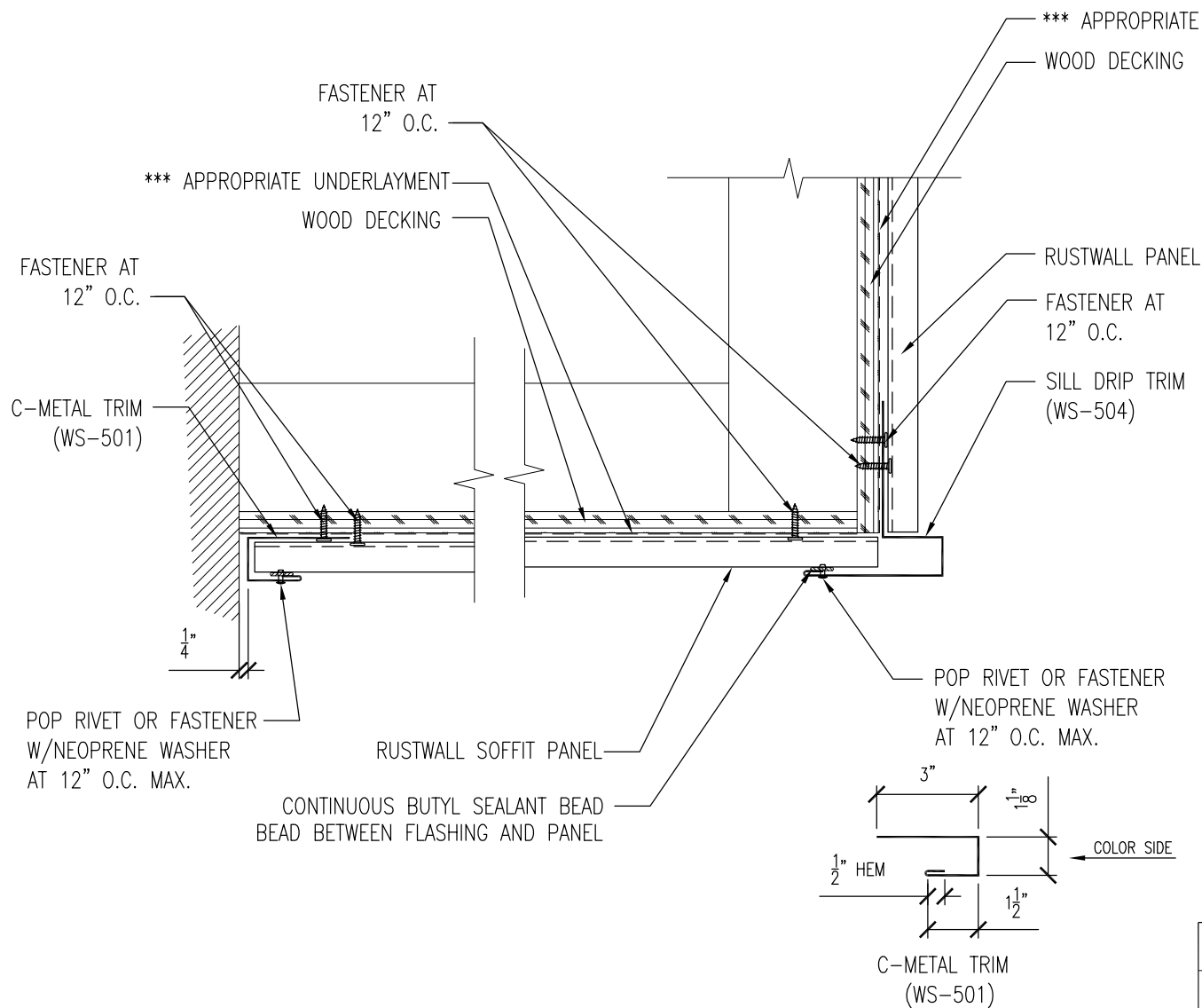
*** WSMR RECOMMENDS SHARKSKIN[®] ULTRA OR SHARKSKIN[®] ULTRA SA

Western States Metal Roofing

901 W. Watkins St.
Phoenix, AZ 85007
www.MetalForRoofing.com
www.RustedRoofing.com
www.MetalDeck.com

Phone: (602) 495-0048
Fax: (602) 261-7726
877-PURLINS (787-5467)

GAUGE: _____		COLOR: _____	
LENGTH: _____		FINISH: _____	
MATERIAL: _____			
ALTERNATE SOFFIT END WALL DETAIL			
		A	5/15/22
		REV:	DATE:
PANEL TYPE: RUSTWALL ®		DETAIL #: RW-WSD-SW4	



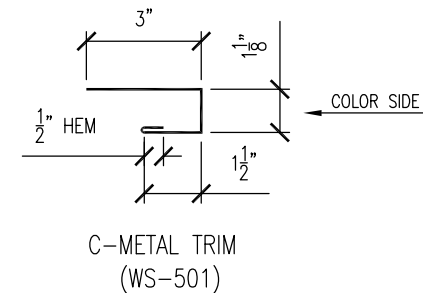
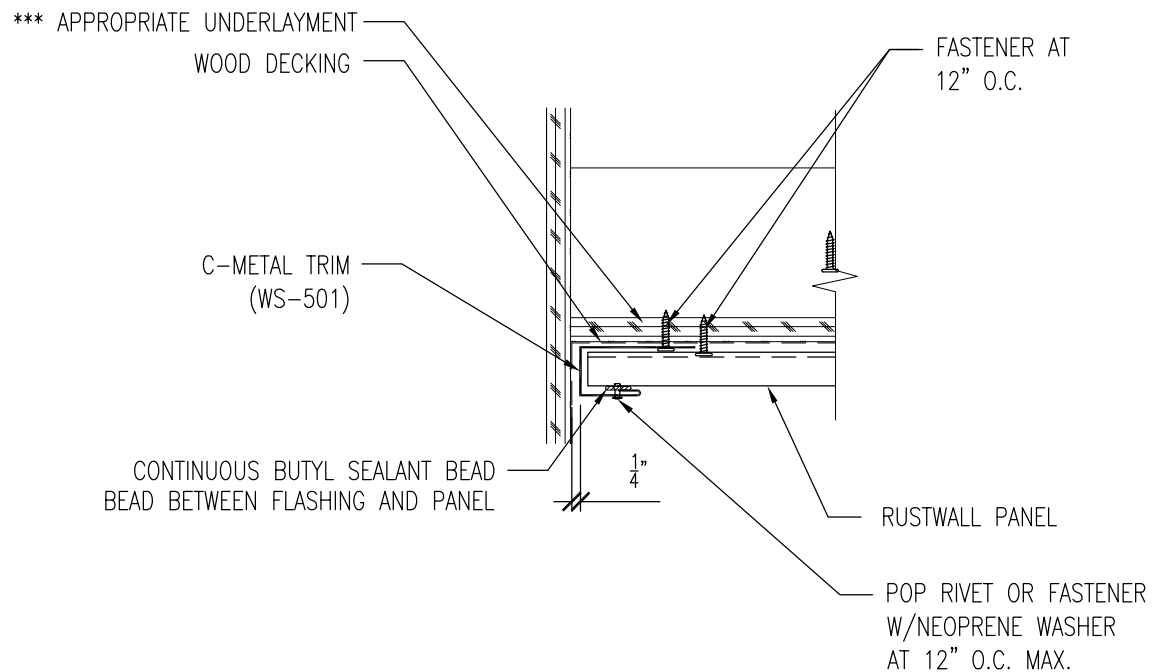
*** WSMR RECOMMENDS SHARKSKIN® ULTRA OR SHARKSKIN® ULTRA SA

Western States Metal Roofing

901 W. Watkins St.
Phoenix, AZ 85007
www.MetalForRoofing.com
www.RustedRoofing.com
www.MetalDeck.com

Phone: (602) 495-0048
Fax: (602) 261-7726
877-PURLINS (787-5467)

GAUGE: _____	COLOR: _____
LENGTH: _____	FINISH: _____
MATERIAL: _____	
SOFFIT TO WALL DRIP DETAIL	
PANEL TYPE: RUSTWALL ®	A 5/15/22
	REV: DATE:
DETAIL #: RW-WSD-SW5	



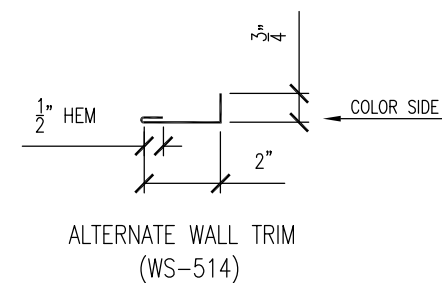
*** WSMR RECOMMENDS SHARKSKIN® ULTRA OR SHARKSKIN® ULTRA SA

GAUGE: _____	COLOR: _____	
LENGTH: _____	FINISH: _____	
MATERIAL: _____		
<div>HORIZONTAL SIDING END WALL DETAIL</div>		
	A	5/15/22
	REV:	DATE:
PANEL TYPE:	DETAIL #:	
RUSTWALL ®	RW-WSD-W6	

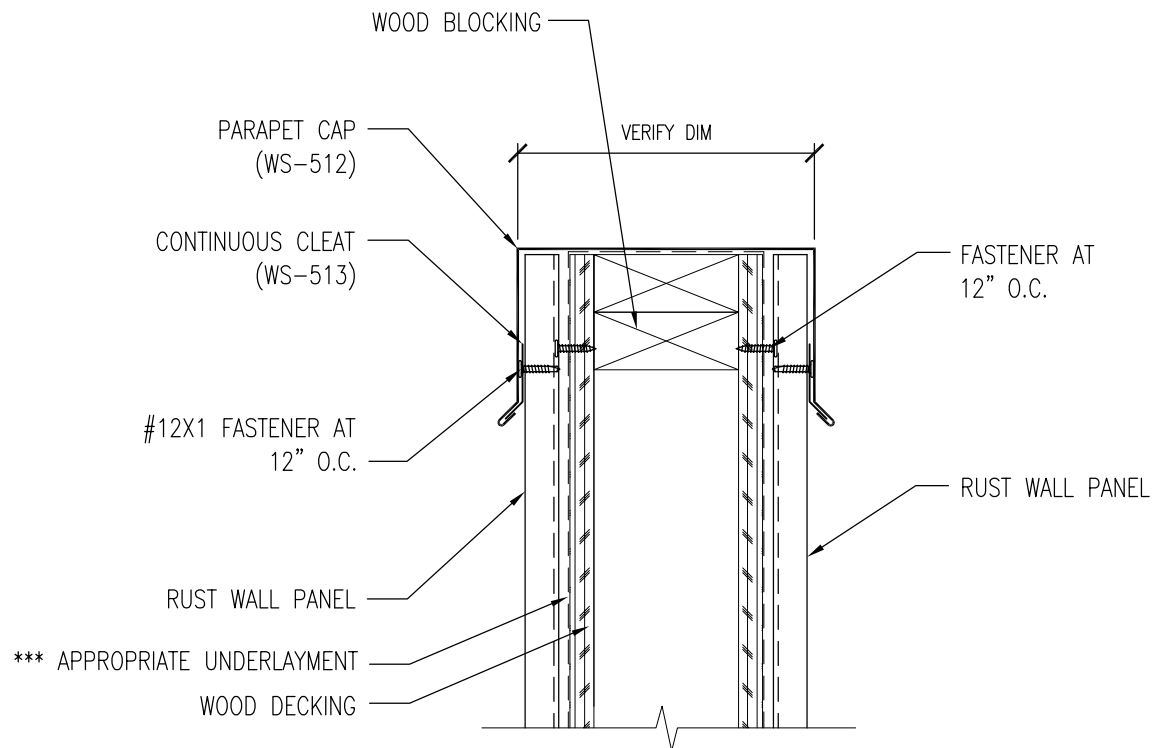
Western States Metal Roofing

901 W. Watkins St.
Phoenix, AZ 85007
www.MetalForRoofing.com
www.RustedRoofing.com
www.MetalDeck.com

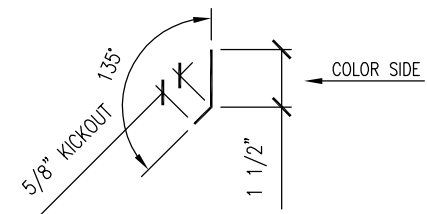
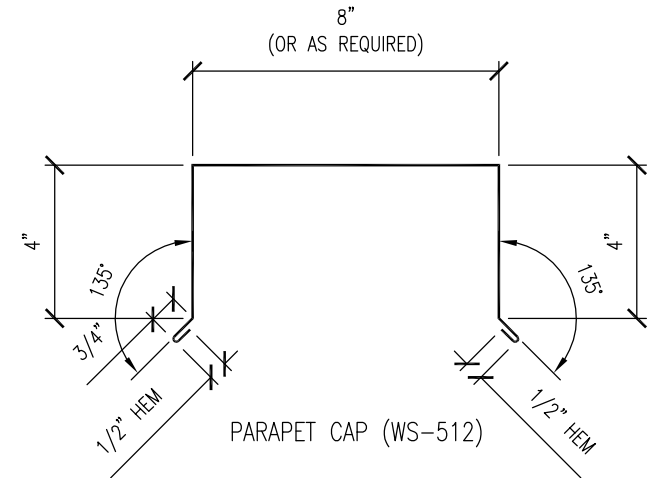
Phone: (602) 495-0048
Fax: (602) 261-7726
877-PURLINS (787-5467)



GAUGE: _____		COLOR: _____	
LENGTH: _____		FINISH: _____	
MATERIAL: _____			
VERTICAL SIDING END WALL DETAIL			
		A	5/15/22
		REV:	DATE:
PANEL TYPE: RUSTWALL ®		DETAIL #: RW-WSD-SW7	



VERTICAL WALL INSTALL



CONTINUOUS CLEAT (WS-513)

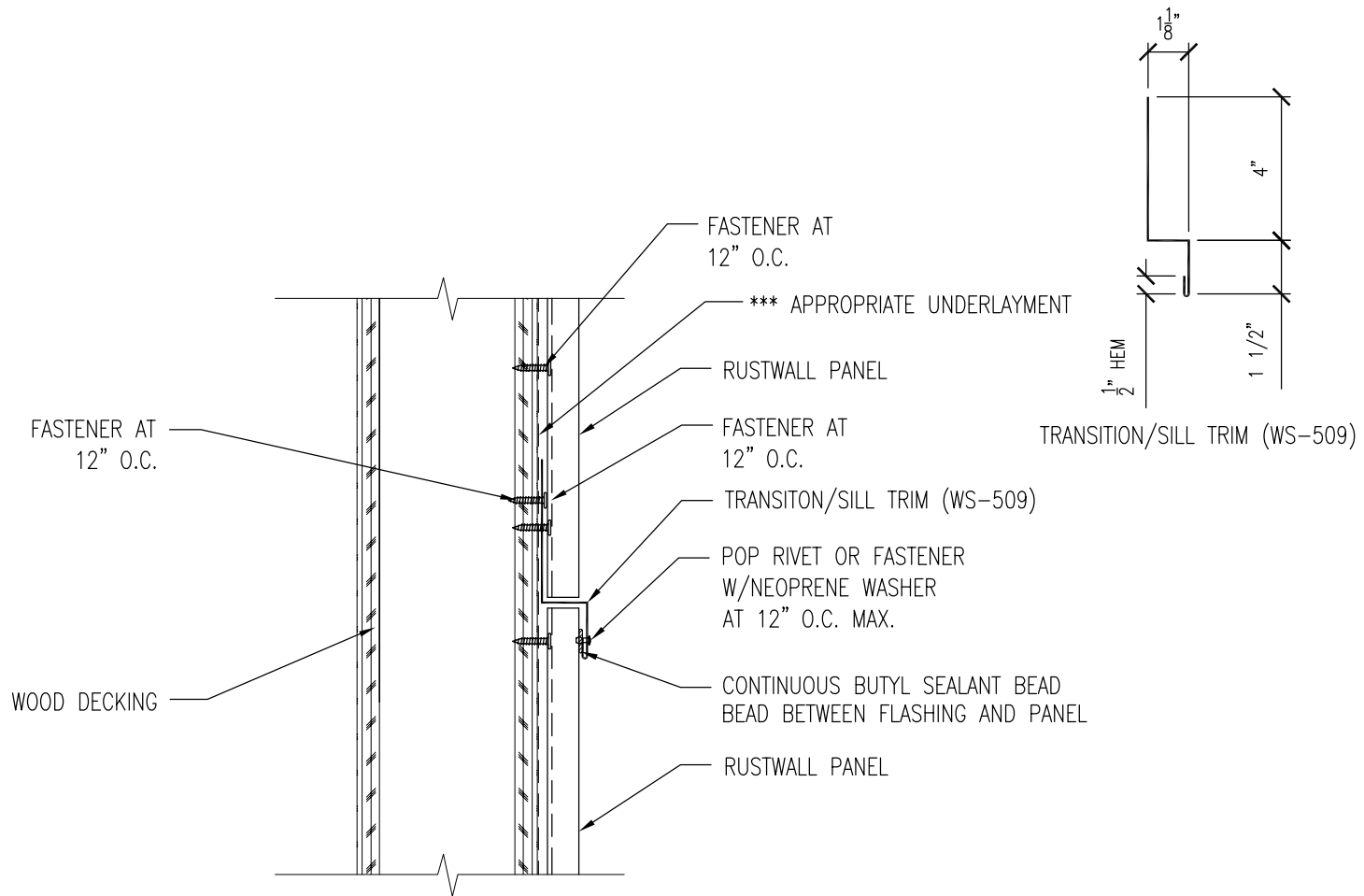
*** WSMR RECOMMENDS SHARKSKIN[®] ULTRA OR SHARKSKIN[®] ULTRA SA

Western States Metal Roofing

901 W. Watkins St.
Phoenix, AZ 85007
www.MetalForRoofing.com
www.RustedRoofing.com
www.MetalDeck.com

Phone: (602) 495-0048
Fax: (602) 261-7726
877-PURLINS (787-5467)

GAUGE: _____	COLOR: _____
LENGTH: _____	FINISH: _____
MATERIAL: _____	
PARAPET WALL DETAIL	
	A 5/15/22
PANEL TYPE: RUSTWALL [®]	REV: DATE:
	DETAIL #: RW-WSD-SW8



VERTICAL WALL INSTALL

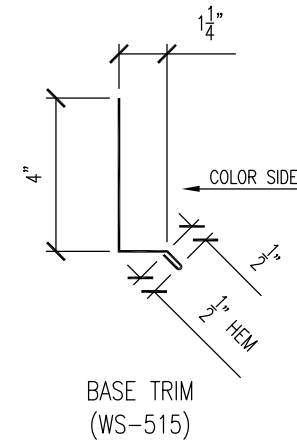
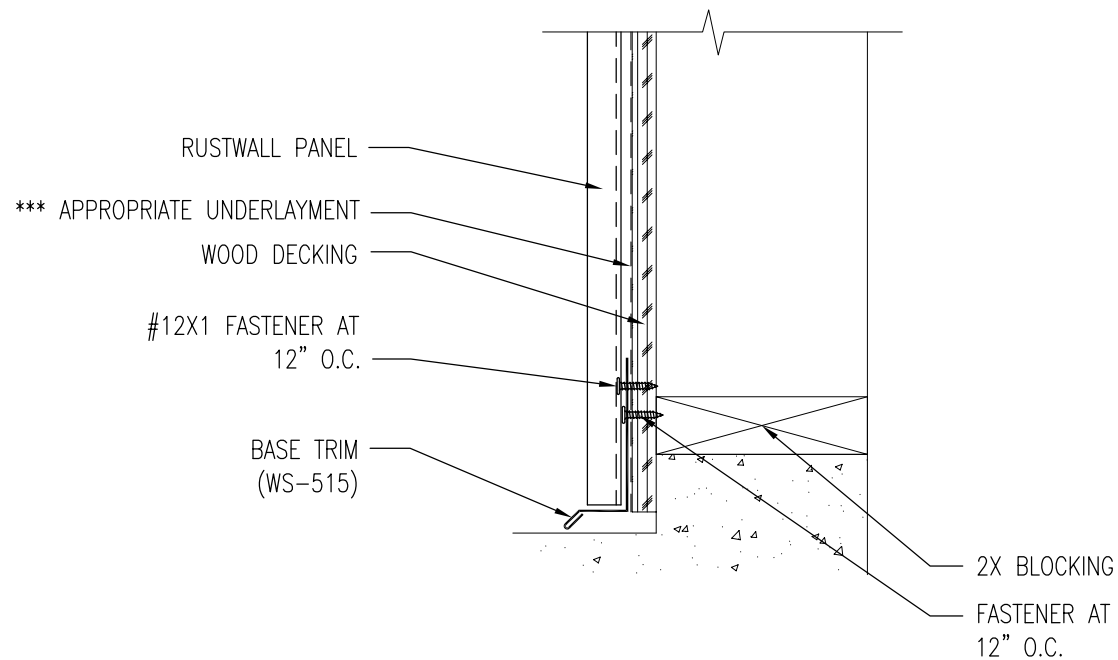
*** WSMR RECOMMENDS SHARKSKIN[®] ULTRA OR SHARKSKIN[®] ULTRA SA

Western States Metal Roofing

901 W. Watkins St.
Phoenix, AZ 85007
www.MetalForRoofing.com
www.RustedRoofing.com
www.MetalDeck.com

Phone: (602) 495-0048
Fax: (602) 261-7726
877-PURLINS (787-5467)

GAUGE: _____		COLOR: _____	
LENGTH: _____		FINISH: _____	
MATERIAL: _____			
SPLICE/SILL DETAIL			
		A	5/15/22
PANEL TYPE: RUSTWALL ®		REV:	DATE:
		DETAIL #: RW-WSD-W9	



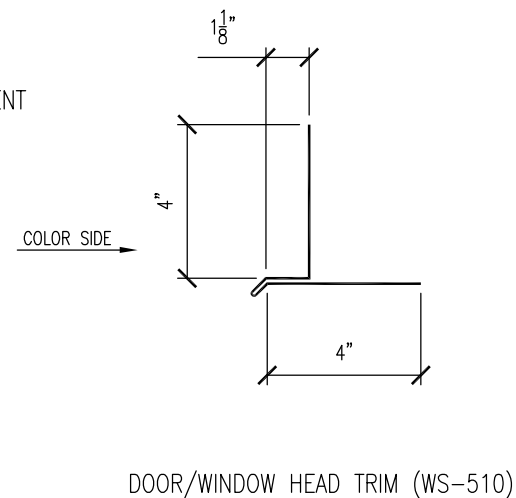
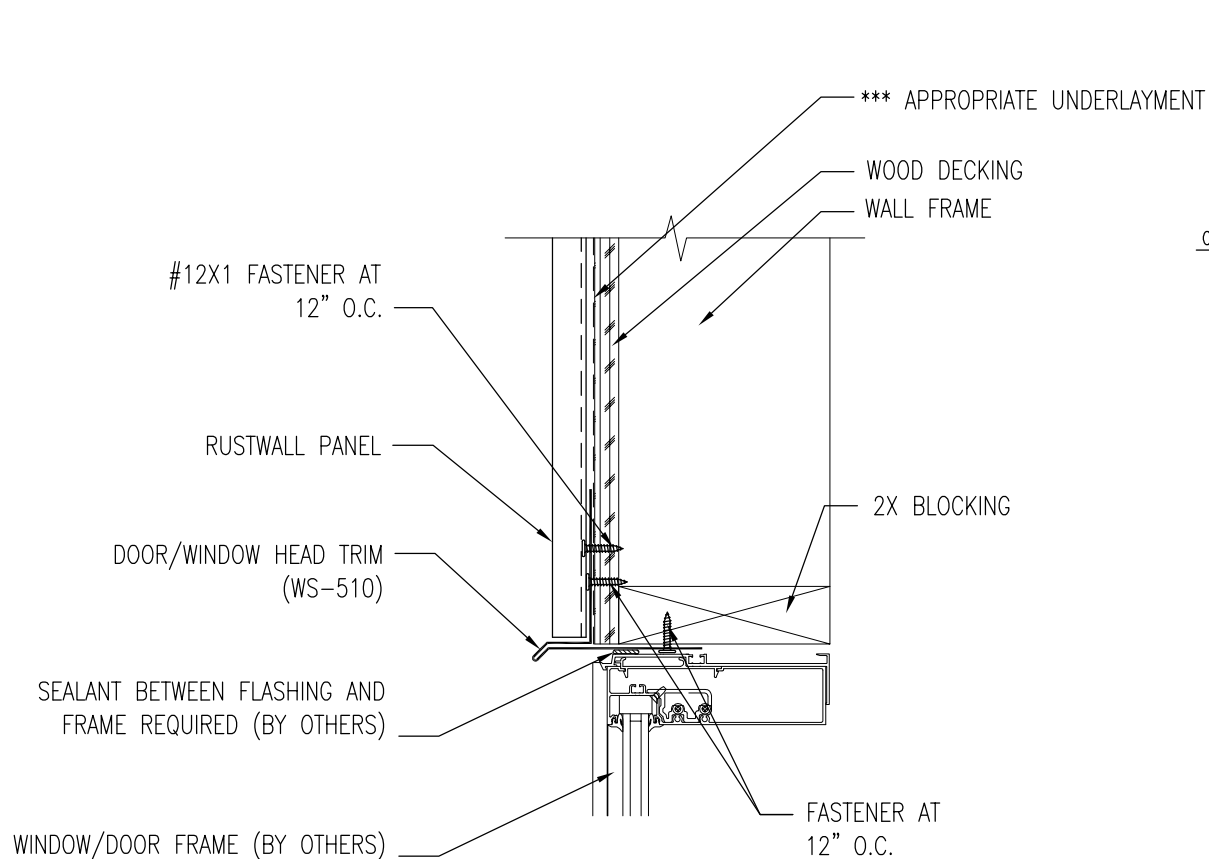
*** WSMR RECOMMENDS SHARKSKIN[®] ULTRA OR SHARKSKIN[®] ULTRA SA

Western States Metal Roofing

901 W. Watkins St.
Phoenix, AZ 85007
www.MetalForRoofing.com
www.RustedRoofing.com
www.MetalDeck.com

Phone: (602) 495-0048
Fax: (602) 261-7726
877-PURLINS (787-5467)

GAUGE: _____	COLOR: _____
LENGTH: _____	FINISH: _____
MATERIAL: _____	
BASE DETAIL	
	A 5/15/22
PANEL TYPE: RUSTWALL [®]	REV: DATE:
	DETAIL #: RW-WSD-W10



VERTICAL WALL INSTALL

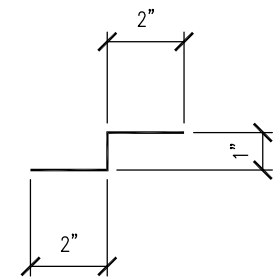
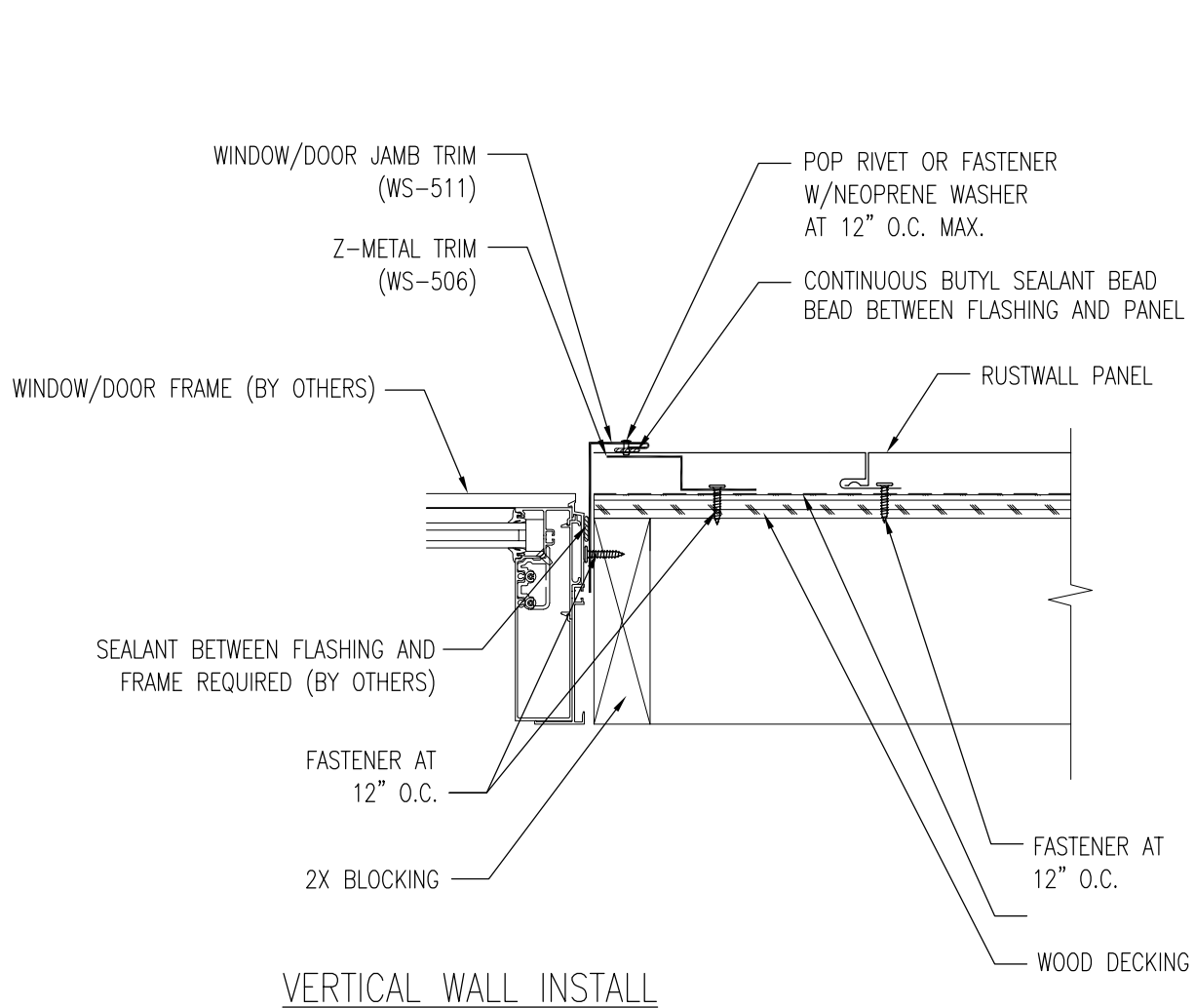
*** WSMR RECOMMENDS SHARKSKIN[®] ULTRA OR SHARKSKIN[®] ULTRA SA

GAUGE: _____	COLOR: _____		
LENGTH: _____	FINISH: _____		
MATERIAL: _____			
DOOR/WINDOW SILL AND HEAD DETAIL			
	A	5/15/22	
	REV:	DATE:	
PANEL TYPE:	DETAIL #:		
RUSTWALL ®	RW-WSD-W11		

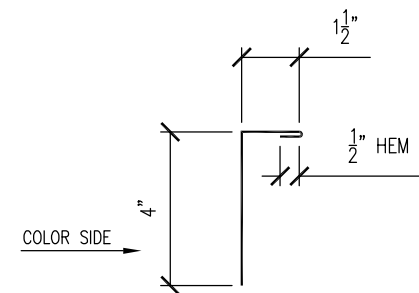
Western States Metal Roofing

901 W. Watkins St.
Phoenix, AZ 85007
www.MetalForRoofing.com
www.RustedRoofing.com
www.MetalDeck.com

Phone: (602) 495-0048
Fax: (602) 261-7726
877-PURLINS (787-5467)



Z-METAL TRIM
(WS-506)



WINDOW/DOOR JAMB TRIM
(WS-511)

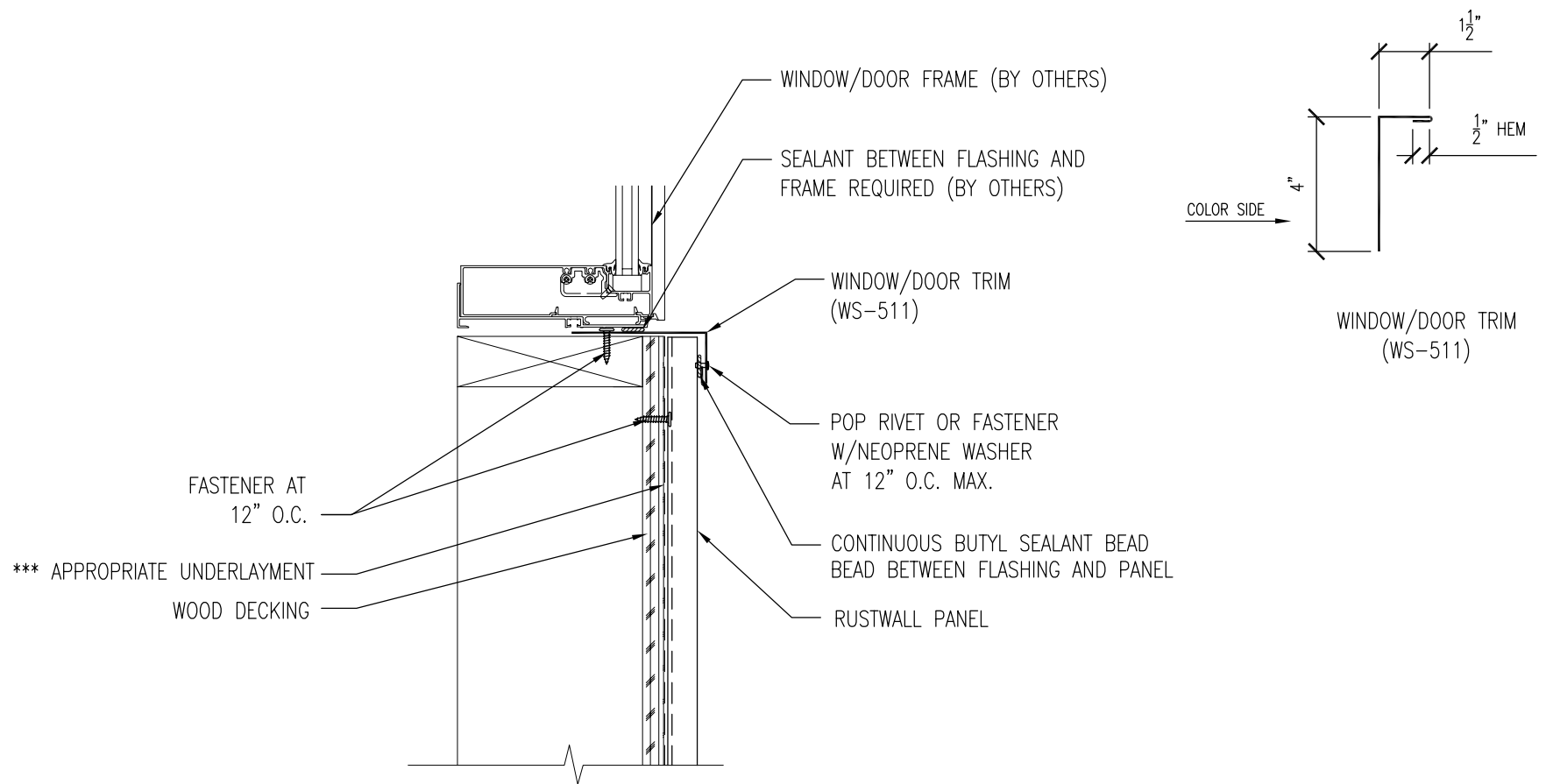
*** WSMR RECOMMENDS SHARKSKIN[®] ULTRA OR SHARKSKIN[®] ULTRA SA

Western States Metal Roofing

901 W. Watkins St.
Phoenix, AZ 85007
www.MetalForRoofing.com
www.RustedRoofing.com
www.MetalDeck.com

Phone: (602) 495-0048
Fax: (602) 261-7726
877-PURLINS (787-5467)

GAUGE: _____	COLOR: _____
LENGTH: _____	FINISH: _____
MATERIAL: _____	
WINDOW/DOOR JAMB DETAIL	
	A 5/15/22
PANEL TYPE: RUSTWALL [®]	REV: DATE:
	DETAIL #: RW-WSD-W12



VERTICAL WALL INSTALL

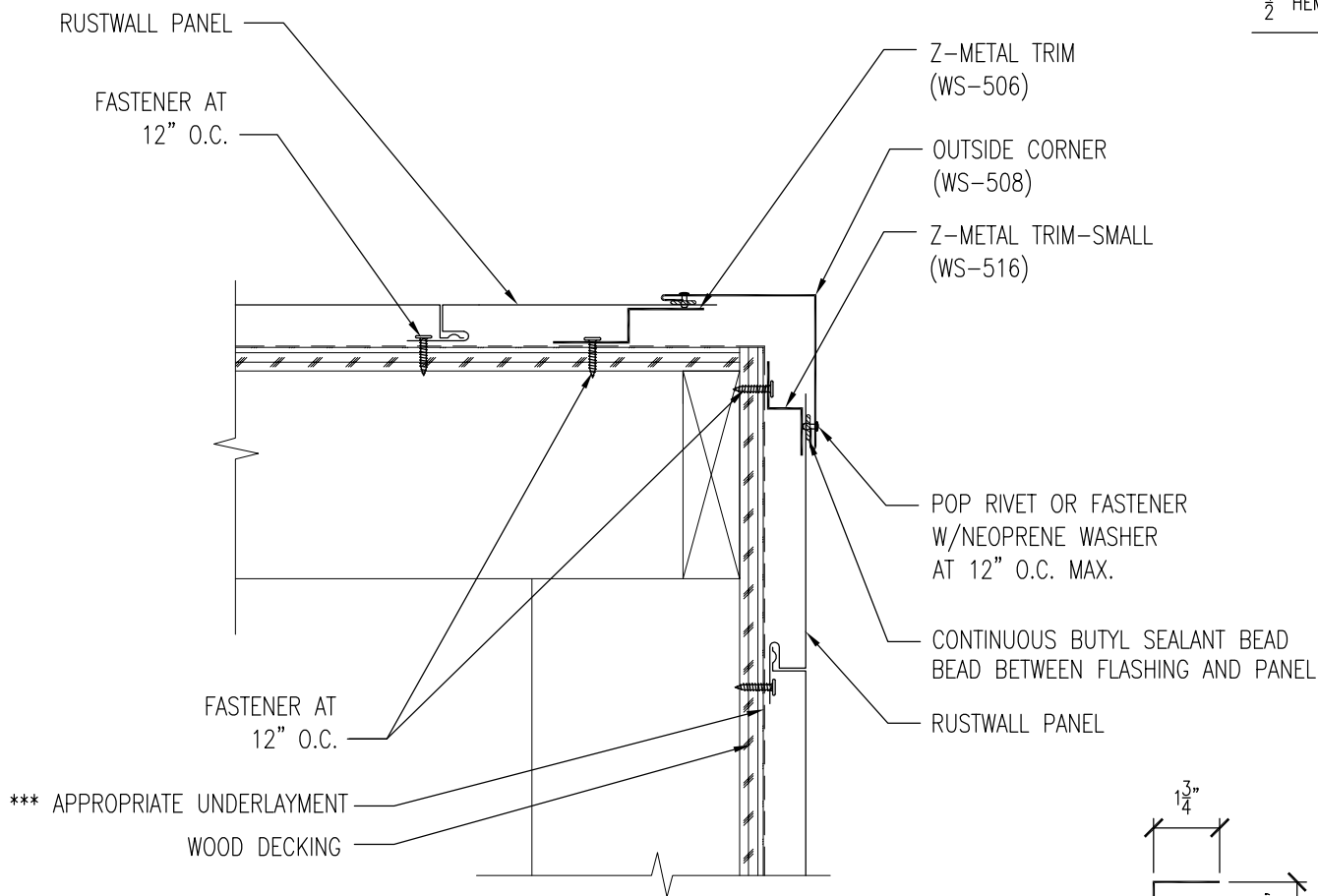
*** WSMR RECOMMENDS SHARKSKIN[®] ULTRA OR SHARKSKIN[®] ULTRA SA

GAUGE: _____	COLOR: _____	
LENGTH: _____	FINISH: _____	
MATERIAL: _____		
DOOR/WINDOW SILL DETAIL	A	5/15/22
	REV:	DATE:
PANEL TYPE: RUSTWALL [®]	DETAIL #: RW-WSD-W13	

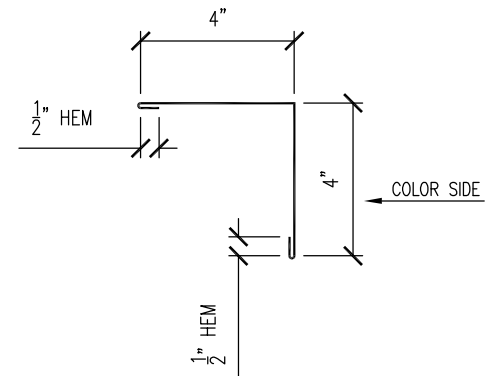
Western States Metal Roofing

901 W. Watkins St.
Phoenix, AZ 85007
www.MetalForRoofing.com
www.RustedRoofing.com
www.MetalDeck.com

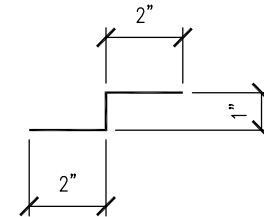
Phone: (602) 495-0048
Fax: (602) 261-7726
877-PURLINS (787-5467)



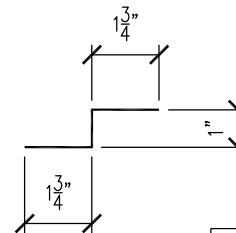
VERTICAL WALL INSTALL



OUTSIDE CORNER
(WS-508)



Z-METAL TRIM
(WS-506)



Z-METAL TRIM (SMALL)
(WS-516)

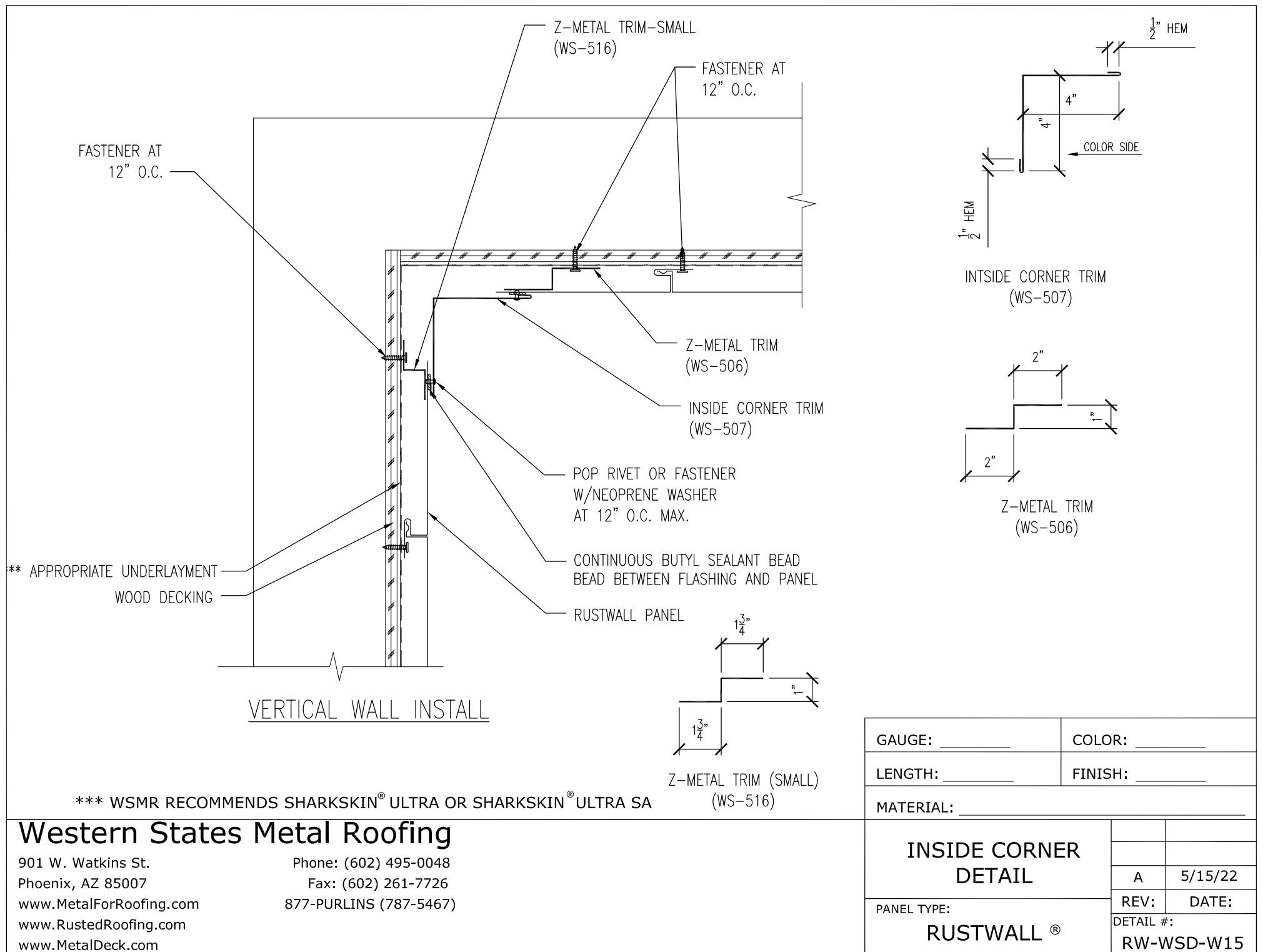
*** WSMR RECOMMENDS SHARKSKIN® ULTRA OR SHARKSKIN® ULTRA SA

GAUGE: _____	COLOR: _____
LENGTH: _____	FINISH: _____
MATERIAL: _____	
OUTSIDE CORNER DETAIL	
PANEL TYPE: RUSTWALL®	DETAIL #:
	RW-WSD-W14

Western States Metal Roofing

901 W. Watkins St.
Phoenix, AZ 85007
www.MetalForRoofing.com
www.RustedRoofing.com
www.MetalDeck.com

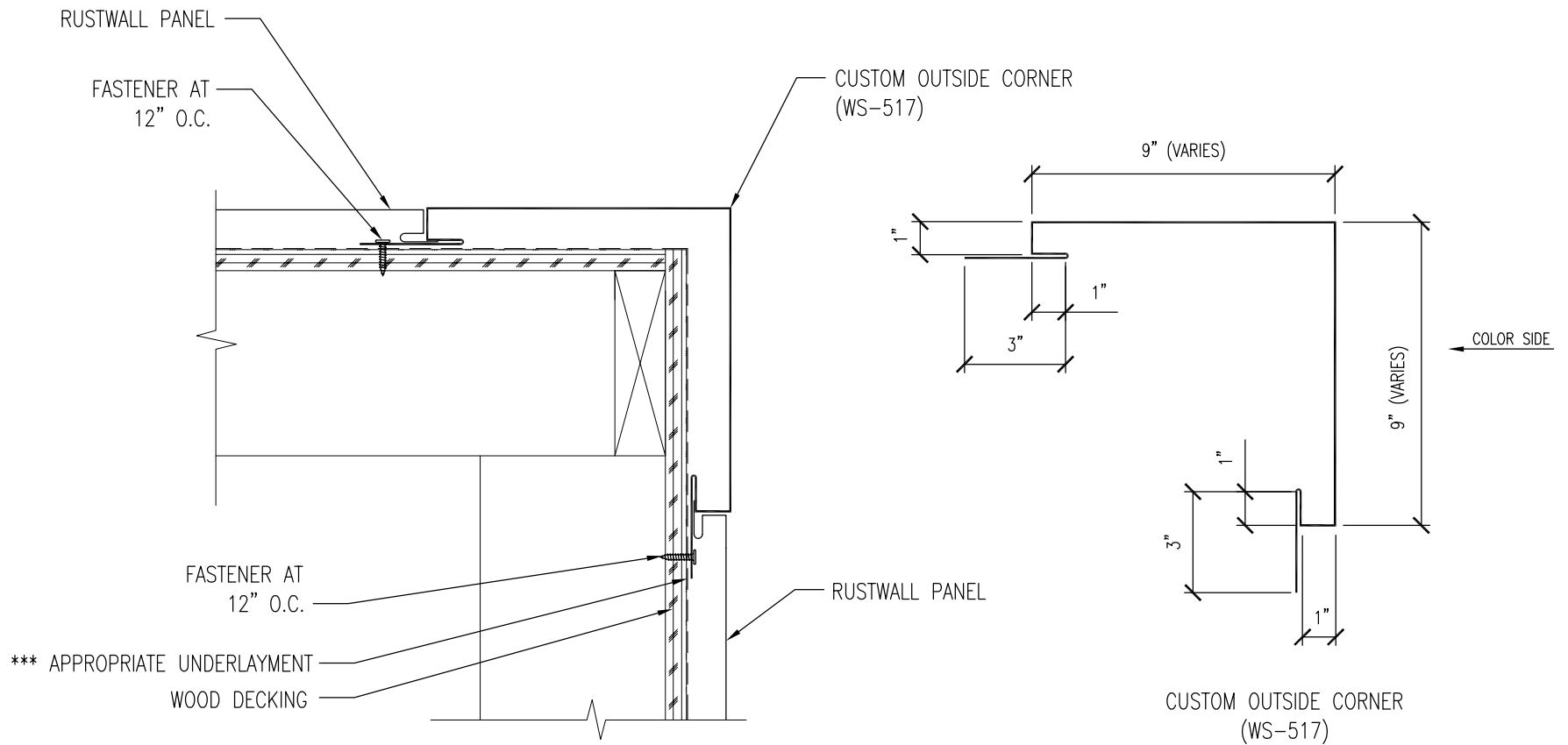
Phone: (602) 495-0048
Fax: (602) 261-7726
877-PURLINS (787-5467)



Western States Metal Roofing

901 W. Watkins St.
 Phoenix, AZ 85007
www.MetalForRoofing.com
www.RustedRoofing.com
www.MetalDeck.com

Phone: (602) 495-0048
 Fax: (602) 261-7726
 877-PURLINS (787-5467)



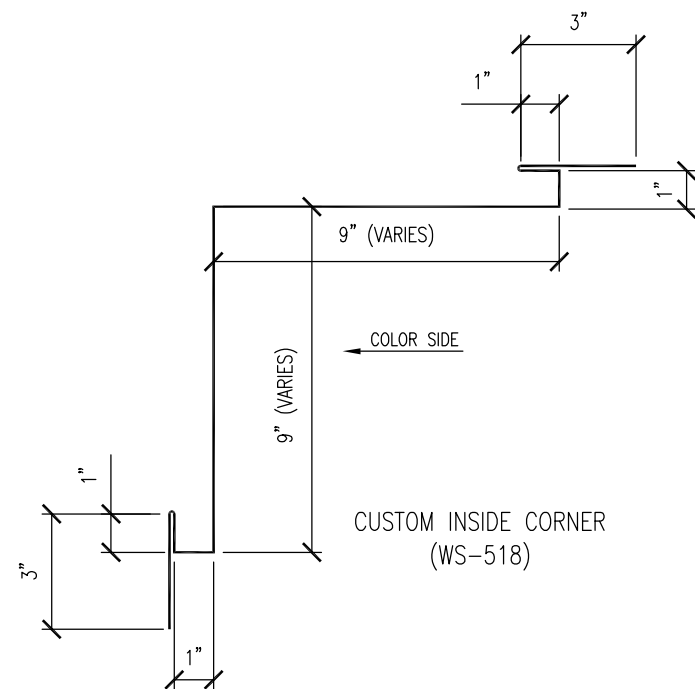
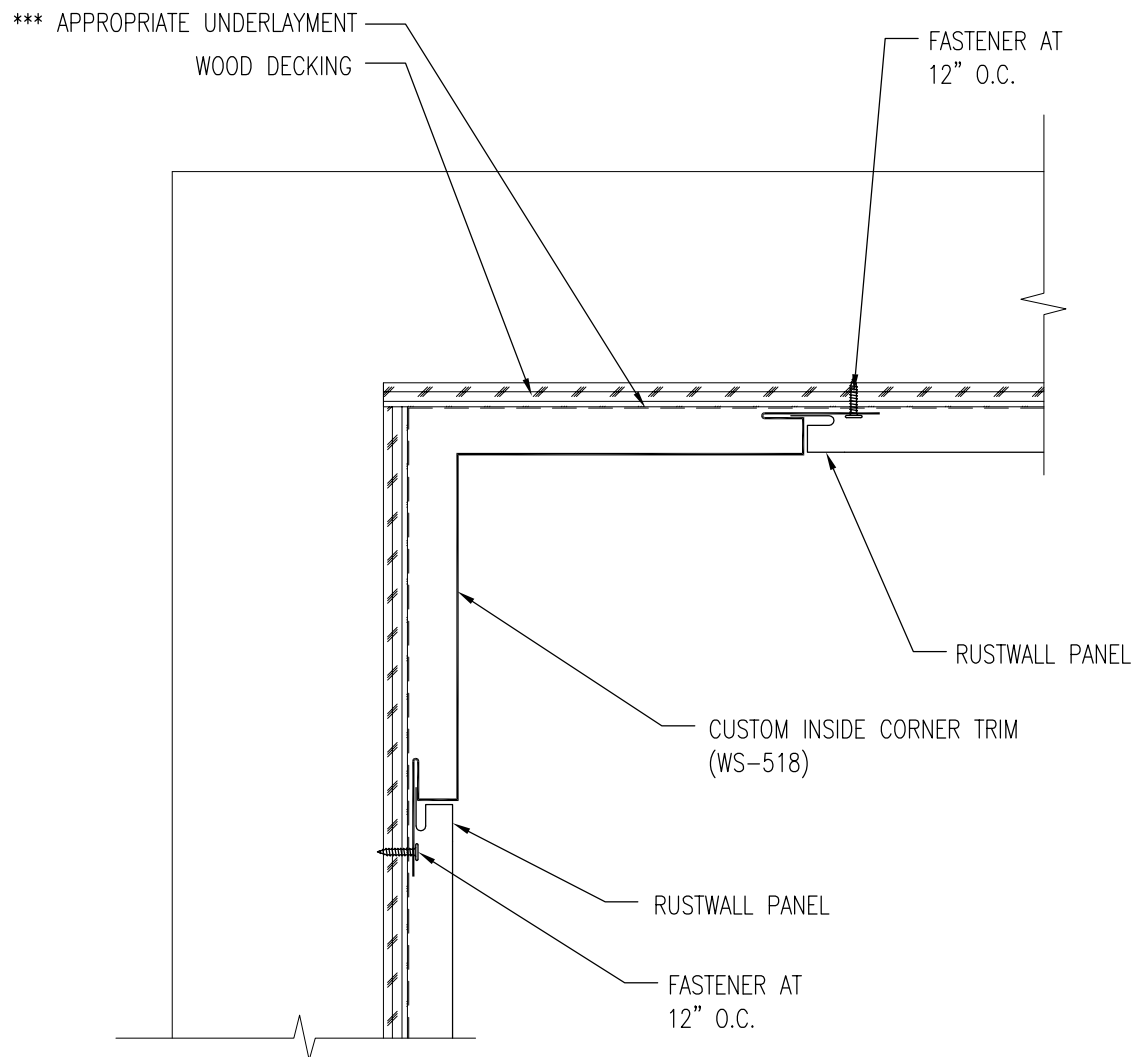
*** WSMR RECOMMENDS SHARKSKIN® ULTRA OR SHARKSKIN® ULTRA SA

Western States Metal Roofing

901 W. Watkins St.
Phoenix, AZ 85007
www.MetalForRoofing.com
www.RustedRoofing.com
www.MetalDeck.com

Phone: (602) 495-0048
Fax: (602) 261-7726
877-PURLINS (787-5467)

GAUGE: _____		COLOR: _____	
LENGTH: _____		FINISH: _____	
MATERIAL: _____			
CUSTOM OUTSIDE CORNER DETAIL			
		A	5/15/22
		REV:	DATE:
PANEL TYPE:		DETAIL #:	
RUSTWALL ®		RW-WSD-W16	



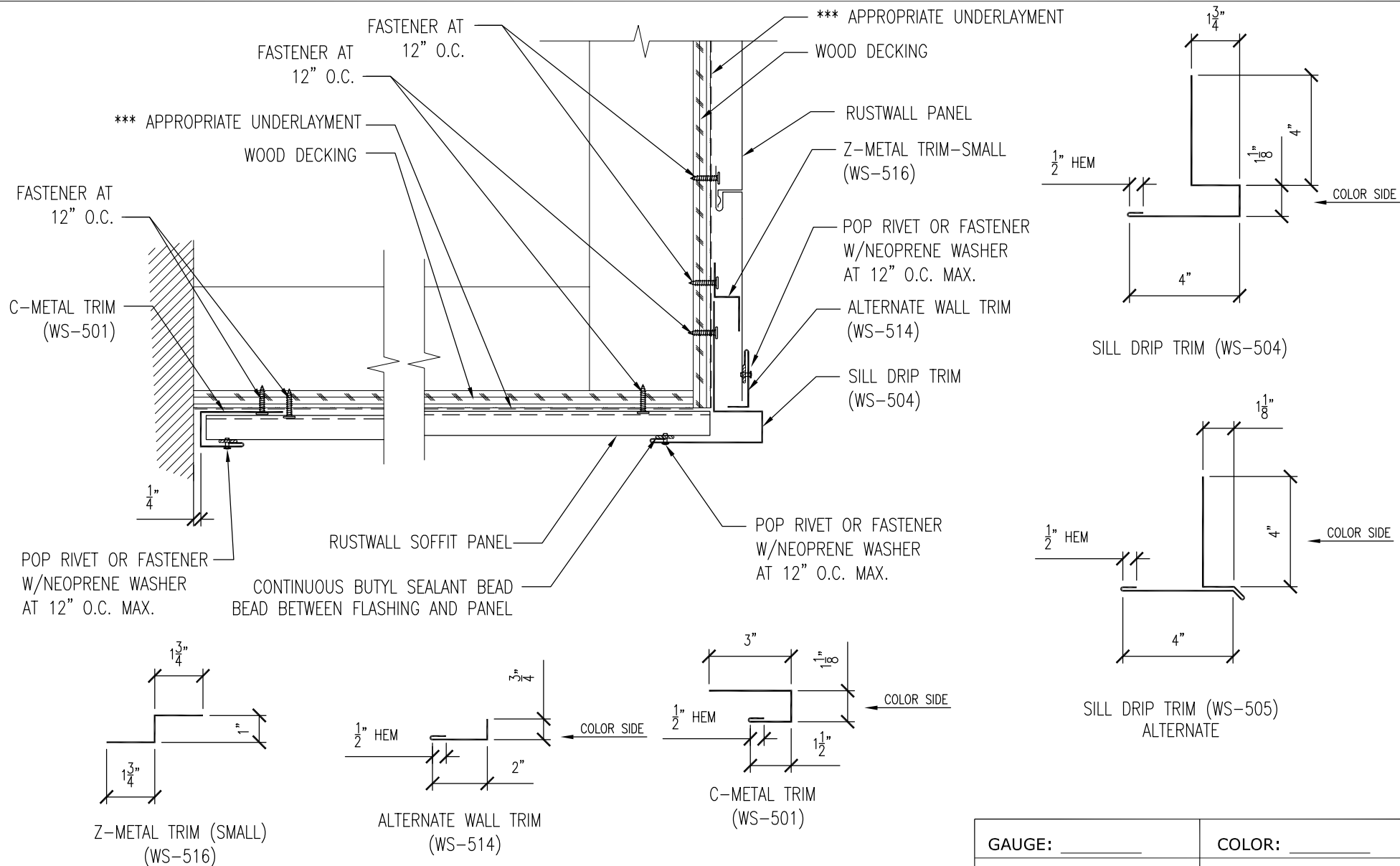
*** WSMR RECOMMENDS SHARKSKIN® ULTRA OR SHARKSKIN® ULTRA SA

Western States Metal Roofing

901 W. Watkins St.
Phoenix, AZ 85007
www.MetalForRoofing.com
www.RustedRoofing.com
www.MetalDeck.com

Phone: (602) 495-0048
Fax: (602) 261-7726
877-PURLINS (787-5467)

GAUGE: _____		COLOR: _____	
LENGTH: _____		FINISH: _____	
MATERIAL: _____			
CUSTOM INSIDE CORNER DETAIL			
		A	5/15/22
		REV:	DATE:
PANEL TYPE:		DETAIL #:	
RUSTWALL ®		RW-WSD-W17	



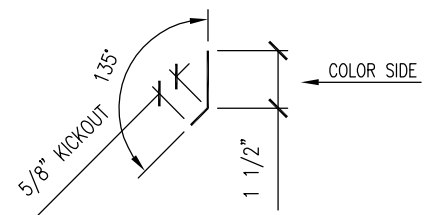
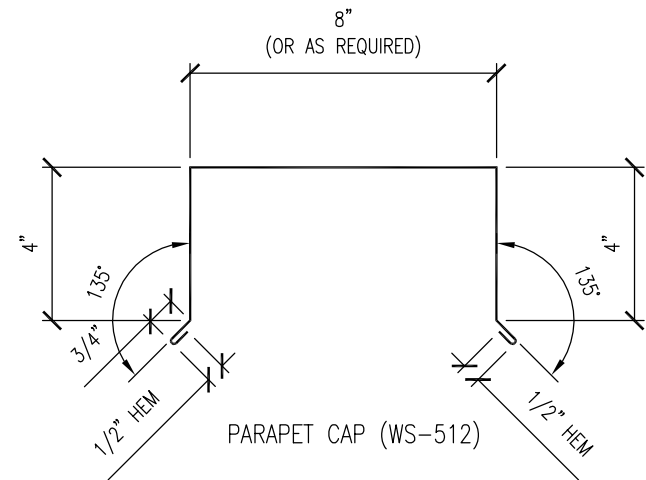
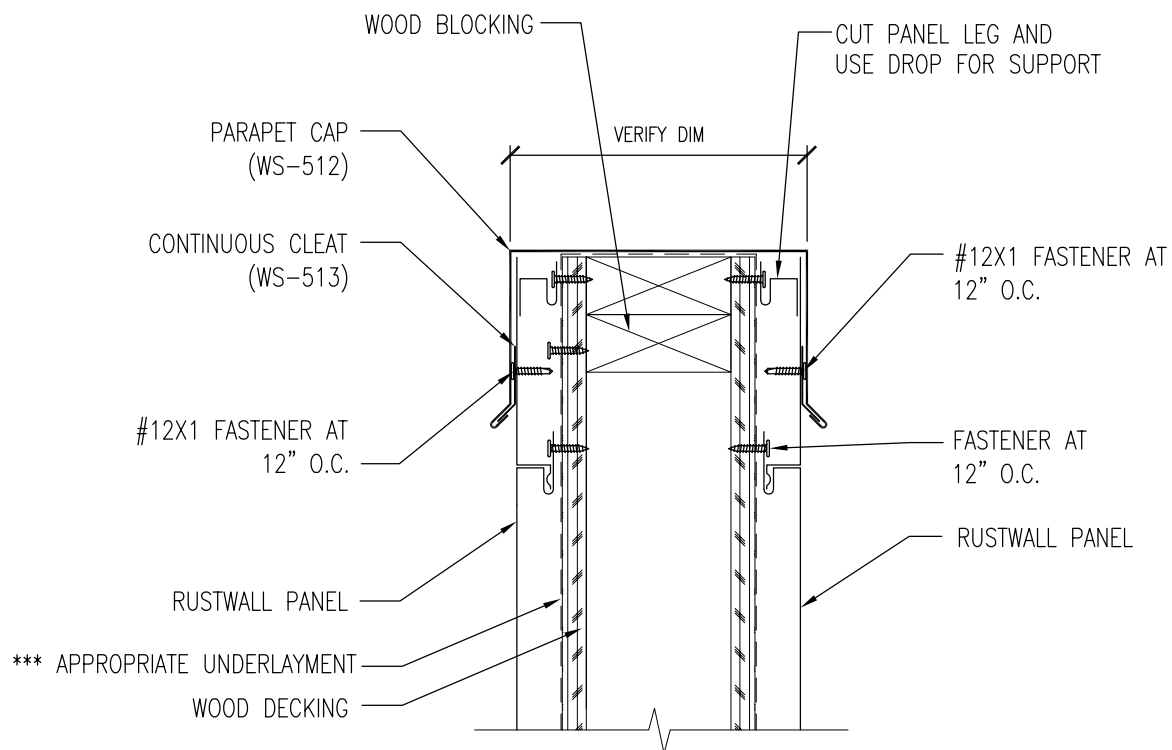
*** WSMR RECOMMENDS SHARKSKIN® ULTRA OR SHARKSKIN® ULTRA SA

Western States Metal Roofing

901 W. Watkins St.
Phoenix, AZ 85007
www.MetalForRoofing.com
www.RustedRoofing.com
www.MetalDeck.com

Phone: (602) 495-0048
Fax: (602) 261-7726
877-PURLINS (787-5467)

GAUGE: _____	COLOR: _____
LENGTH: _____	FINISH: _____
MATERIAL: _____	
SOFFIT TO WALL HORIZONTAL DETAIL	
PANEL TYPE:	
RUSTWALL®	
	A
	5/15/22
	REV: DATE:
	DETAIL #:
	RW-WSD-W18



CONTINUOUS CLEAT (WS-513)

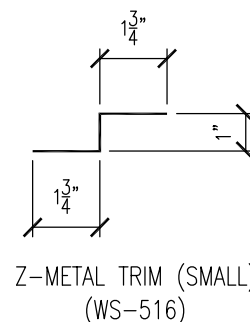
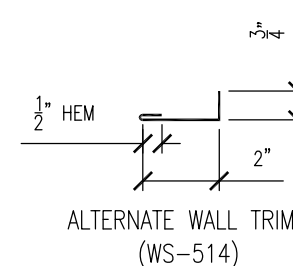
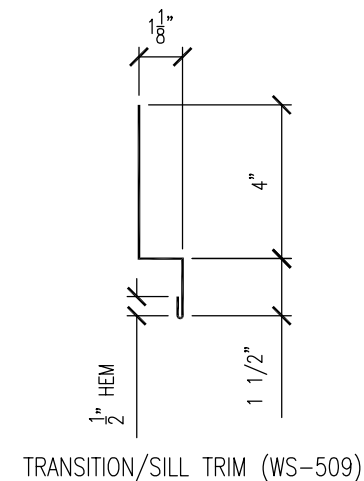
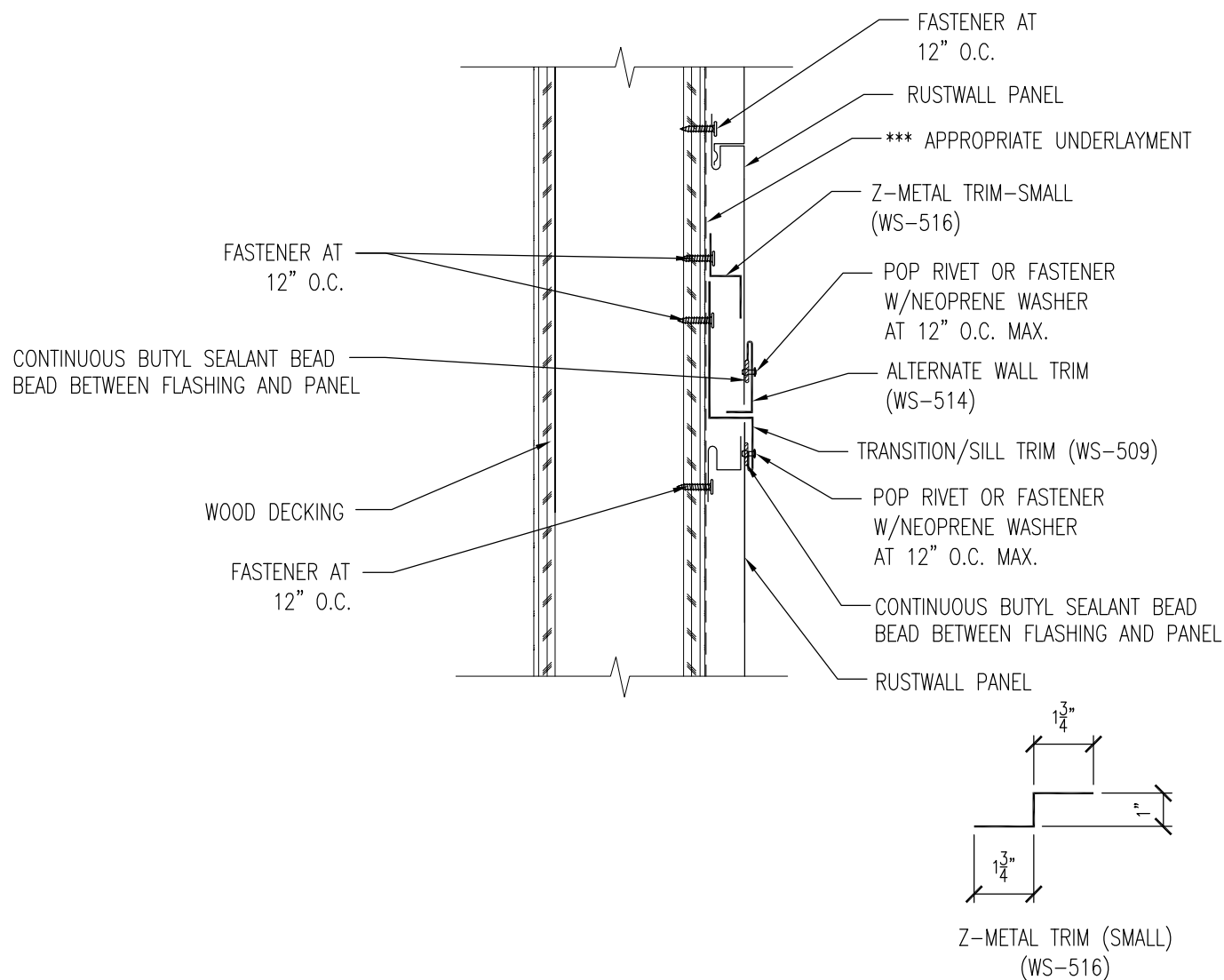
*** WSMR RECOMMENDS SHARKSKIN® ULTRA OR SHARKSKIN® ULTRA SA

Western States Metal Roofing

901 W. Watkins St.
Phoenix, AZ 85007
www.MetalForRoofing.com
www.RustedRoofing.com
www.MetalDeck.com

Phone: (602) 495-0048
Fax: (602) 261-7726
877-PURLINS (787-5467)

GAUGE: _____		COLOR: _____	
LENGTH: _____		FINISH: _____	
MATERIAL: _____			
PARAPET WALL HORIZONTAL DETAIL			
		A	5/15/22
		REV:	DATE:
PANEL TYPE:		DETAIL #:	
RUSTWALL ®		RW-WSD-W19	



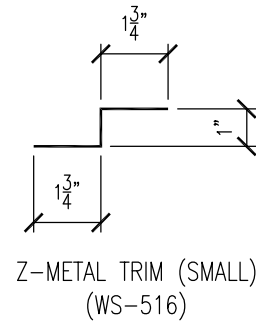
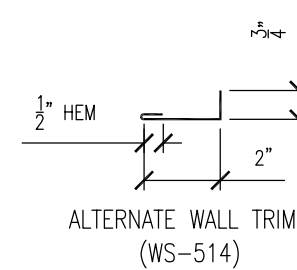
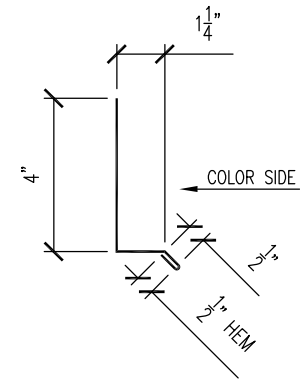
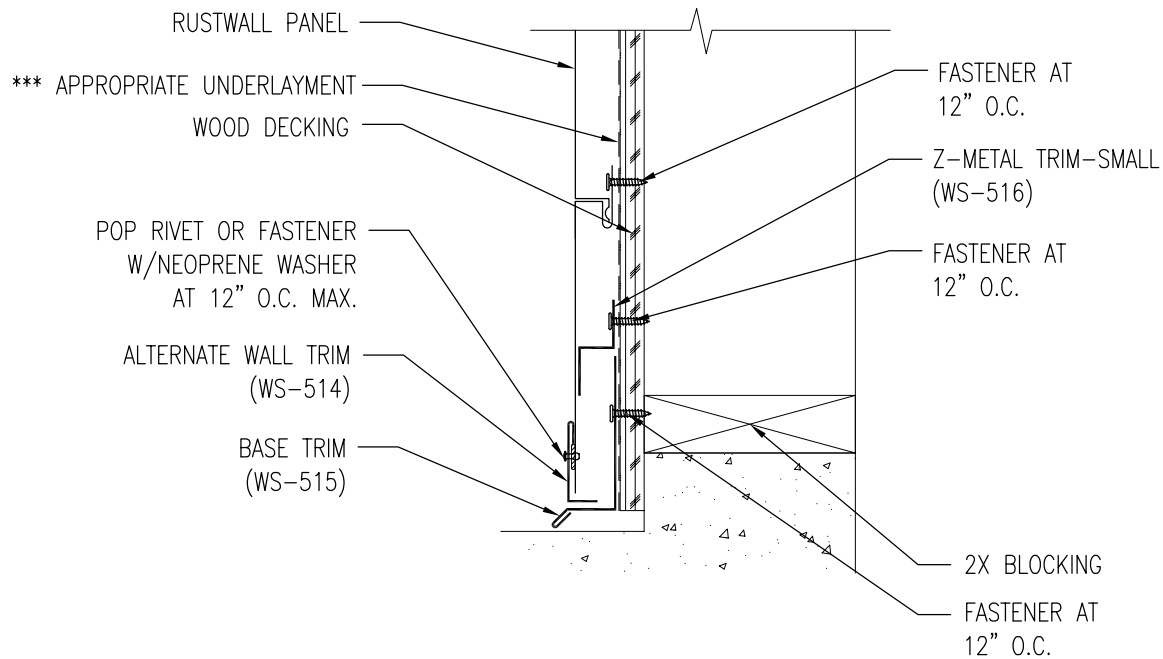
*** WSMR RECOMMENDS SHARKSKIN® ULTRA OR SHARKSKIN® ULTRA SA

Western States Metal Roofing

901 W. Watkins St.
Phoenix, AZ 85007
www.MetalForRoofing.com
www.RustedRoofing.com
www.MetalDeck.com

Phone: (602) 495-0048
Fax: (602) 261-7726
877-PURLINS (787-5467)

GAUGE: _____	COLOR: _____
LENGTH: _____	FINISH: _____
MATERIAL: _____	
SPLICE/SILL HORIZONTAL DETAIL	
	A 5/15/22
PANEL TYPE: RUSTWALL®	REV: DATE:
	DETAIL #: RW-WSD-W20



*** WSMR RECOMMENDS SHARKSKIN[®] ULTRA OR SHARKSKIN[®] ULTRA SA

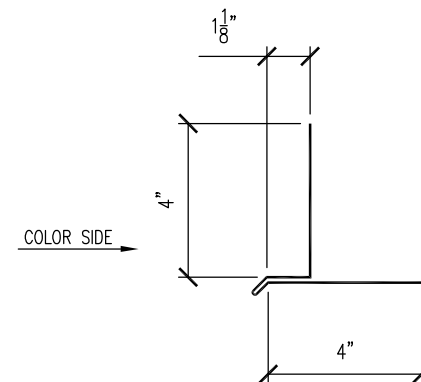
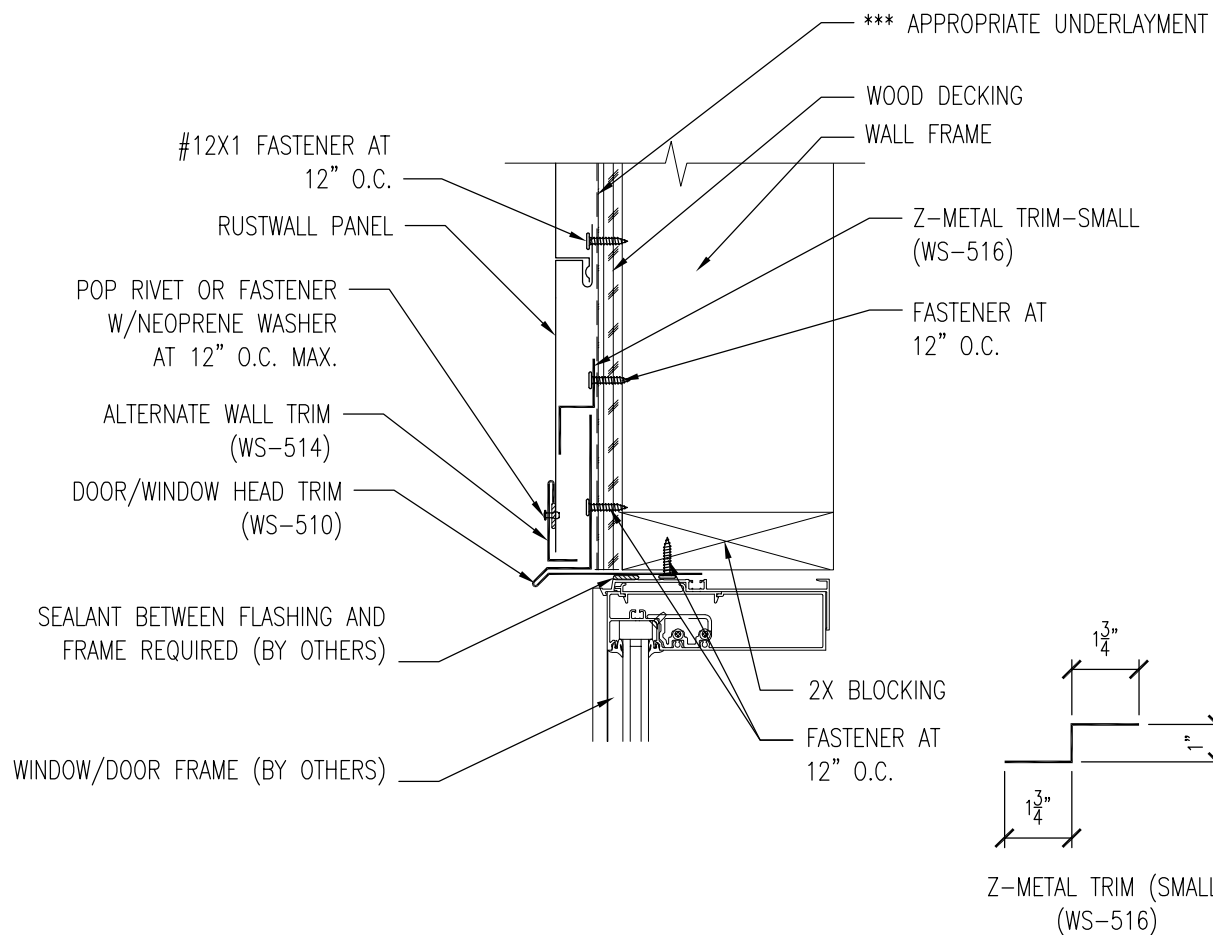
GAUGE: _____	COLOR: _____
LENGTH: _____	FINISH: _____
MATERIAL: _____	

Western States Metal Roofing

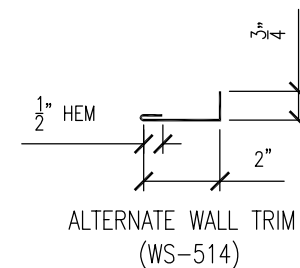
901 W. Watkins St.
Phoenix, AZ 85007
www.MetalForRoofing.com
www.RustedRoofing.com
www.MetalDeck.com

Phone: (602) 495-0048
Fax: (602) 261-7726
877-PURLINS (787-5467)

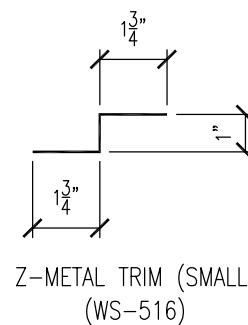
BASE HORIZONTAL DETAIL		
	A	5/15/22
	REV:	DATE:
	PANEL TYPE: RUSTWALL[®]	DETAIL #: RW-WSD-W21



DOOR/WINDOW HEAD TRIM (WS-510)



ALTERNATE WALL TRIM (WS-514)



Z-METAL TRIM (SMALL) (WS-516)

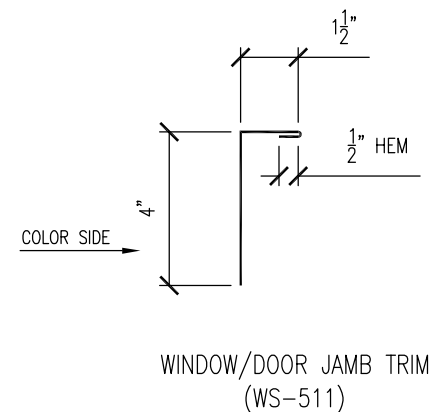
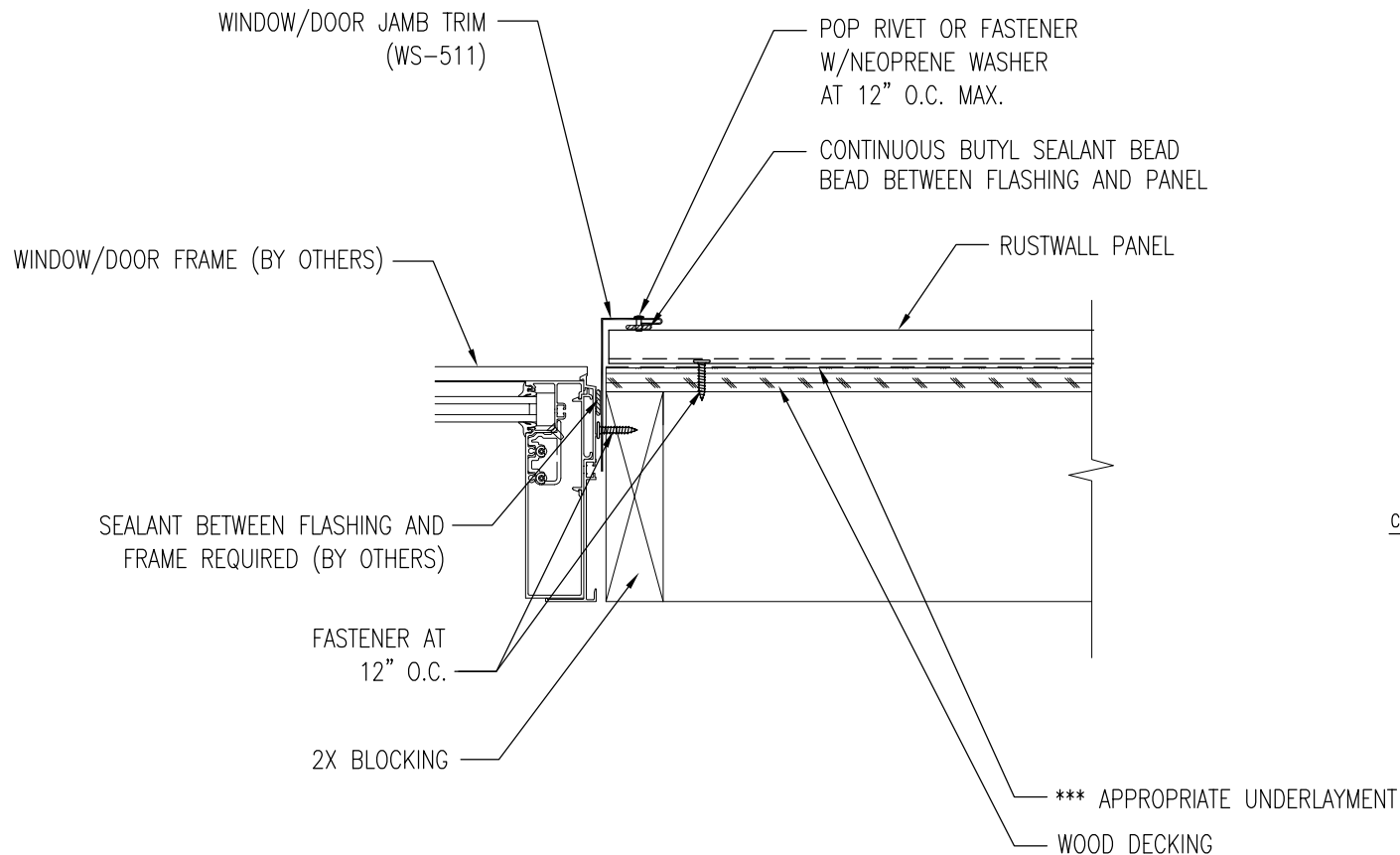
*** WSMR RECOMMENDS SHARKSKIN[®] ULTRA OR SHARKSKIN[®] ULTRA SA

Western States Metal Roofing

901 W. Watkins St.
Phoenix, AZ 85007
www.MetalForRoofing.com
www.RustedRoofing.com
www.MetalDeck.com

Phone: (602) 495-0048
Fax: (602) 261-7726
877-PURLINS (787-5467)

GAUGE: _____		COLOR: _____	
LENGTH: _____		FINISH: _____	
MATERIAL: _____			
WINDOW/DOOR HEAD HORIZONTAL DETAIL			
		A	5/15/22
		REV:	DATE:
PANEL TYPE: RUSTWALL ®		DETAIL #: RW-WSD-W22	



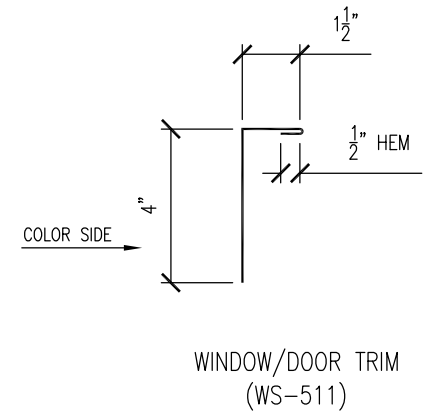
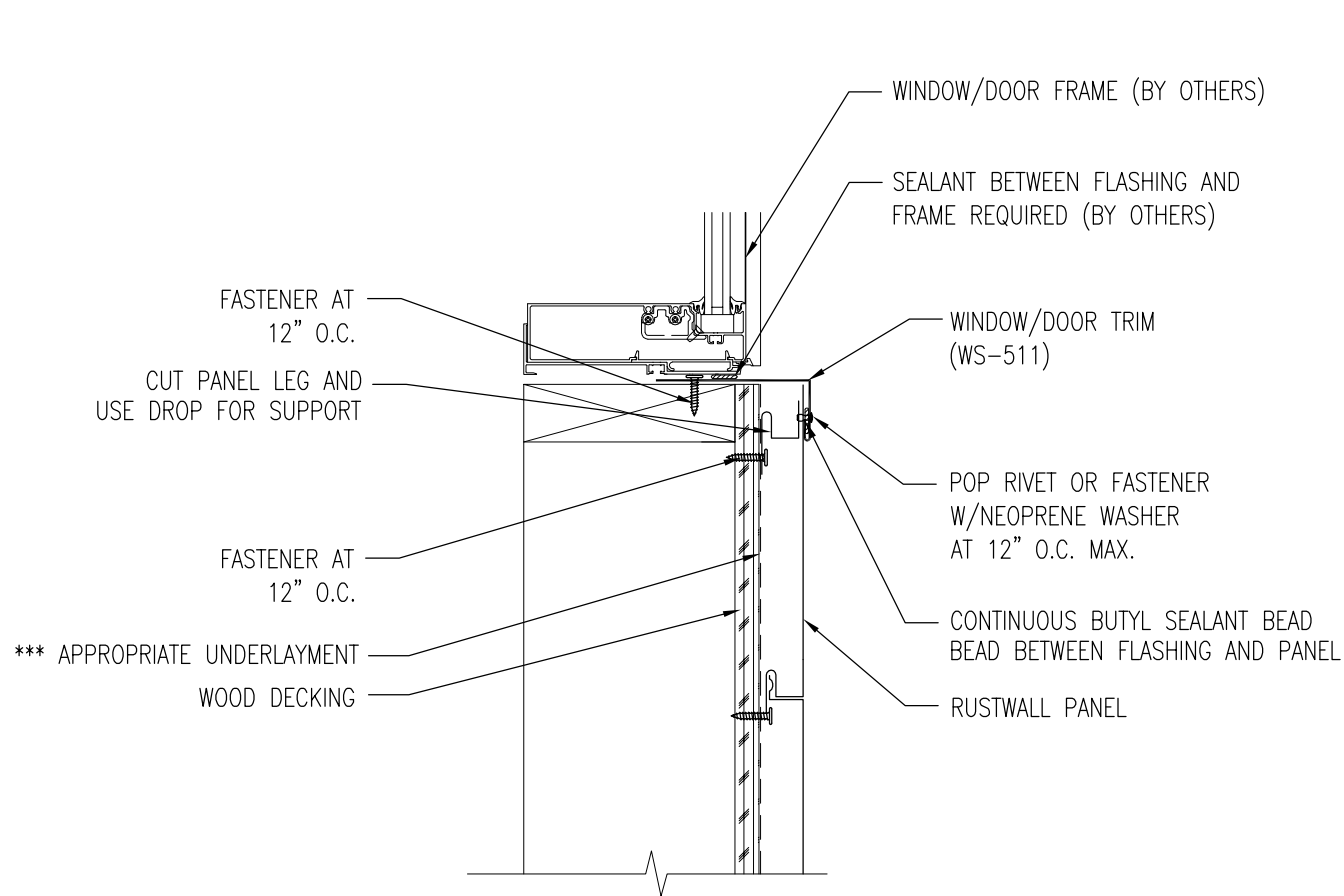
*** WSMR RECOMMENDS SHARKSKIN® ULTRA OR SHARKSKIN® ULTRA SA

Western States Metal Roofing

901 W. Watkins St.
Phoenix, AZ 85007
www.MetalForRoofing.com
www.RustedRoofing.com
www.MetalDeck.com

Phone: (602) 495-0048
Fax: (602) 261-7726
877-PURLINS (787-5467)

GAUGE: _____	COLOR: _____
LENGTH: _____	FINISH: _____
MATERIAL: _____	
WINDOW/DOOR JAMB HORIZONTAL DETAIL	
	A 5/15/22
PANEL TYPE: RUSTWALL ®	REV: DATE:
	DETAIL #: RW-WSD-W23



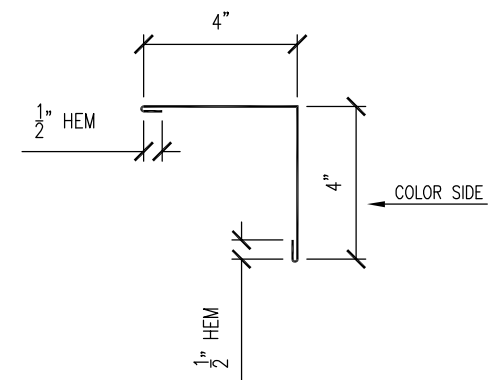
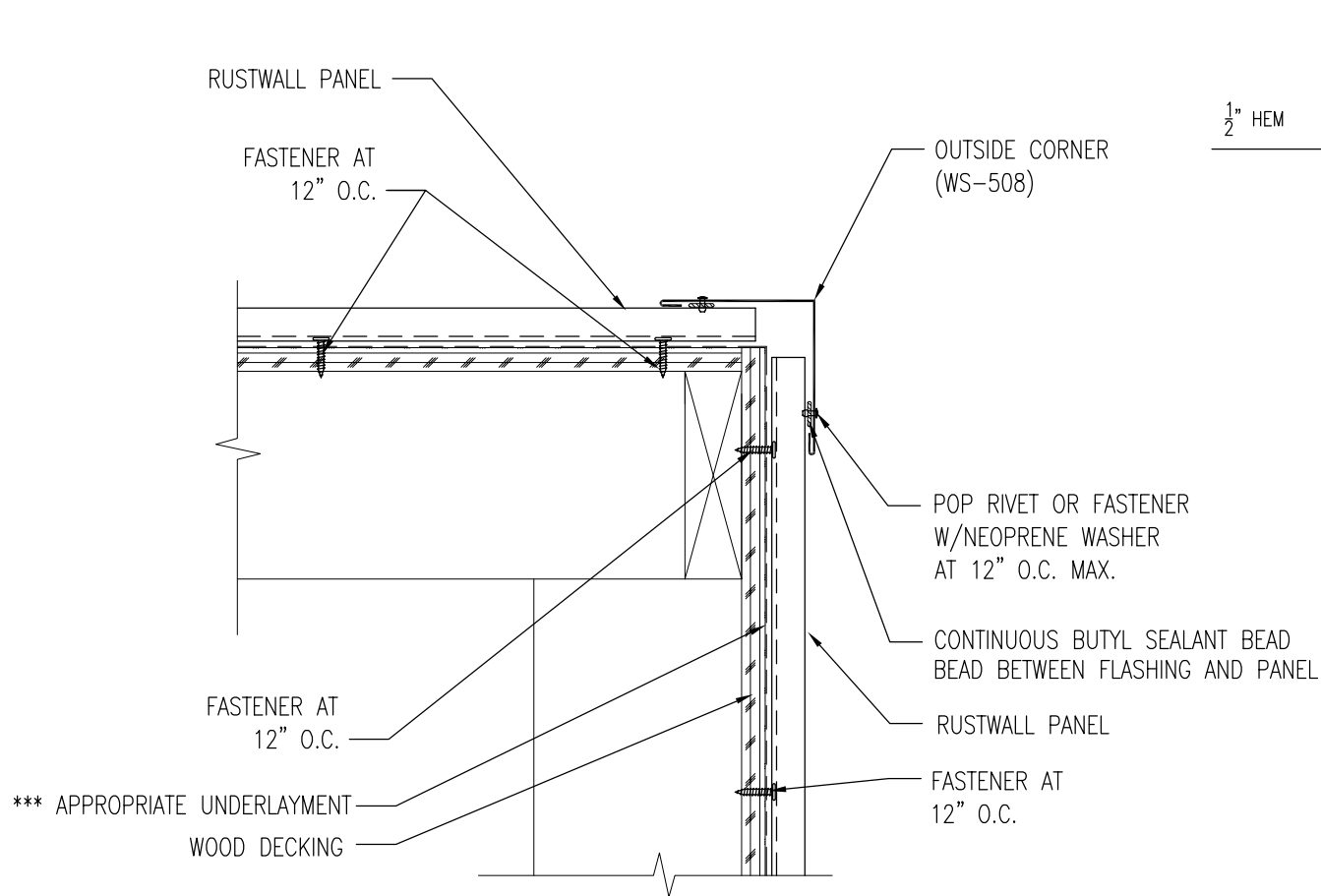
*** WSMR RECOMMENDS SHARKSKIN[®] ULTRA OR SHARKSKIN[®] ULTRA SA

Western States Metal Roofing

901 W. Watkins St.
Phoenix, AZ 85007
www.MetalForRoofing.com
www.RustedRoofing.com
www.MetalDeck.com

Phone: (602) 495-0048
Fax: (602) 261-7726
877-PURLINS (787-5467)

GAUGE: _____	COLOR: _____
LENGTH: _____	FINISH: _____
MATERIAL: _____	
WINDOW/DOOR SILL HORIZONTAL DETAIL	
	A 5/15/22
PANEL TYPE: RUSTWALL[®]	REV: DATE:
	DETAIL #: RW-WSD-W24



OUTSIDE CORNER
(WS-508)

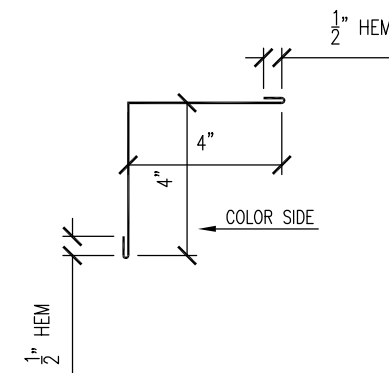
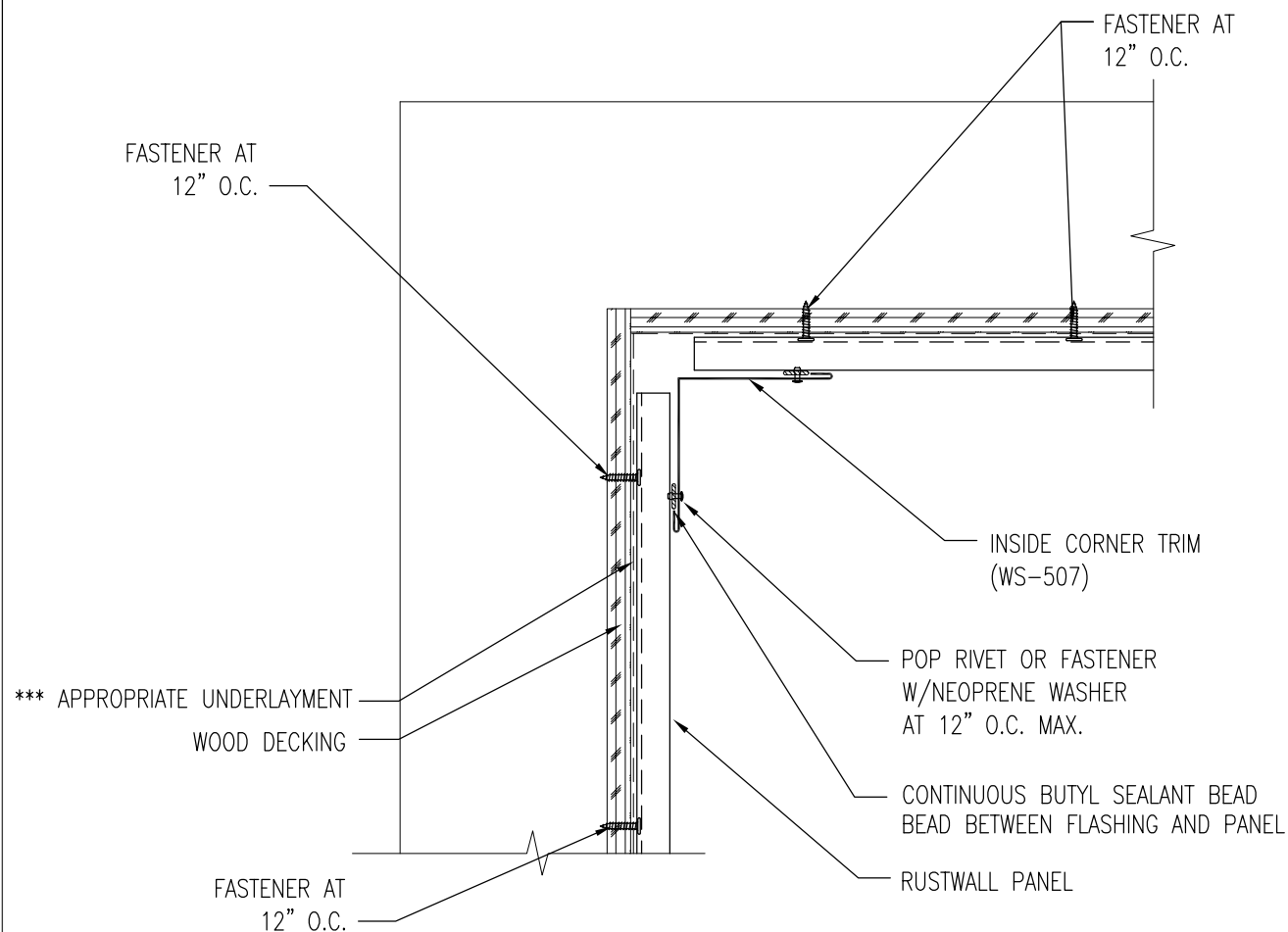
*** WSMR RECOMMENDS SHARKSKIN[®] ULTRA OR SHARKSKIN[®] ULTRA SA

Western States Metal Roofing

901 W. Watkins St.
Phoenix, AZ 85007
www.MetalForRoofing.com
www.RustedRoofing.com
www.MetalDeck.com

Phone: (602) 495-0048
Fax: (602) 261-7726
877-PURLINS (787-5467)

GAUGE: _____	COLOR: _____
LENGTH: _____	FINISH: _____
MATERIAL: _____	
OUTSIDE CORNER HORIZONTAL DETAIL	
	A 5/15/22
PANEL TYPE: RUSTWALL[®]	REV: DATE:
	DETAIL #: RW-WSD-W25



INSIDE CORNER TRIM
(WS-507)

*** WSMR RECOMMENDS SHARKSKIN® ULTRA OR SHARKSKIN® ULTRA SA

Western States Metal Roofing

901 W. Watkins St.
Phoenix, AZ 85007
www.MetalForRoofing.com
www.RustedRoofing.com
www.MetalDeck.com

Phone: (602) 495-0048
Fax: (602) 261-7726
877-PURLINS (787-5467)

GAUGE: _____	COLOR: _____
LENGTH: _____	FINISH: _____
MATERIAL: _____	
INSIDE CORNER HORIZONTAL DETAIL	
	A 5/15/22
PANEL TYPE: RUSTWALL®	REV: DATE:
	DETAIL #: RW-WSD-W26

NOTES:

Western States Metal Roofing

901 W. Watkins St.
Phoenix, AZ 85007
www.MetalForRoofing.com
www.RustedRoofing.com
www.MetalDeck.com

Phone: (602) 495-0048
Fax: (602) 261-7726
877-PURLINS (787-5467)

NOTES

PANEL TYPE:
RUSTWALL®

A	5/15/22
REV:	DATE:
DETAIL #:	
RW-WSD-MN27	

CUSTOM TRIM

GAUGE: _____	COLOR: _____	
BREAKS: _____	FINISH: _____	
LENGTH: _____	STRETCH OUT: _____	
MATERIAL: _____		
CUSTOM TRIM NAME: _____		
	A	02-18-13
PANEL TYPE: RUSTWALL®	REV:	DATE:
	DETAIL #: RW-WSD-CT28	

Western States Metal Roofing

901 W. Watkins St.
Phoenix, AZ 85007
www.MetalForRoofing.com
www.RustedRoofing.com
www.MetalDeck.com

Phone: (602) 495-0048
Fax: (602) 261-7726
877-PURLINS (787-5467)

Western States RustWall® Panel

Installation, Flashings & Shop Drawing Detail Guide

Special Design Considerations

The details contained in this guide are proven industry details and are intended to be used as a design aid and installation guide. It does not depict all situations that may be encountered on all projects. Modifications are the responsibility of the designer/ owner/ installer.

Consideration should be given for Fit for Purpose, Building use, Climate conditions such as temperature, snow, wind, and moisture, Governing Building Codes, and Maintenance.

It is highly recommended that all trims and flashings be of the same material as the panels (metal, gauge, finish) to ensure long term performance and durability. Where possible, flashing edges should be hemmed to strengthen the edge and protect the cut edge from exposure.

Acceptance

Use of this manual is strictly voluntary. Details that are provided are to be used as a guide only. Details may not be applicable for all situations. This guide provides one standard detail and WSDI accepts that other installation details may be needed and other details may exist. WSDI makes no guarantee as to the Weather Tightness of the system or details found within this guide. The information in this manual is believed to be correct and accurate at the time of printing. WSDI reserves the right to change details, discontinue products, change designs at any time without incurring obligation. It is best to consult your Design Engineer for recommendations.

Underlayment

There are many types of underlayment's on the market today. All designed with a special purpose depending on the type of Metal and profile. Many different types of metal will require a different type of underlayment, such as A606-4 (Corten) which requires a High Temperature underlayment. WSMR recommends Sharkskin® Ultra or Sharkskin® Ultra SA.

Snow Design

Design and dimension must be the proper width to accommodate high snow, rain, ice, and slope conditions. If possible, splices, penetrations, should be minimized in areas of high snow and ice accumulations. Details found in this manual may not pertain in areas of high snow and ice accumulations.

Panel Coverage and Fastening

RustWall is available in the following panel widths: 12", 14", 16" and 18" wide. It can also be made with up to a 3" reveal. Custom panel widths are available. Please consult with your WSMR representative for details and fastening recommendations.

Safety and Maintenance

Extreme care should always be used when working with metals. Safety should always be a top priority and approved fall protection and equipment as approved by OSHA should always be used. No Structure is immune to severe weather or is completely maintenance free. To keep your Siding performing as it was designed; an inspection and comprehensive maintenance program should be implemented.

References

For other installation techniques and details, The Sheet Metal and Air Conditioning Contractors National Association Inc. (SMACNA) and NRCA manuals are great resource for working with sheet metal.

Technical Assistance

Contact your WSDI sales or technical representative for any additional information or assistance. To insure you have the latest information available, please inquire or visit our web sites at www.Westernstatesmetalroofing.com or www.Paintedtrustedroofing.com



Finishes You've Never Seen Before®

WESTERN STATES METAL ROOFING

(877) 787-5467 • WESTERNSTATESMETALROOFING.COM

REQUEST A FREE METAL COLOR SAMPLE

Affordable Delivery throughout USA, Canada, and Mexico

Phoenix: 901 W Watkins St., Phoenix, AZ 85007

☎ (602) 495-0048

✉ sales@westernstatesmetalroofing.com

Tucson: 4975 E. Drexel Rd., Tucson, AZ 85706

☎ (520) 574-4247

✉ tucsonsales@westernstatesmetalroofing.com



www.facebook.com/westernstatesmetalroofing/



www.instagram.com/westernstatesmetalroofing/



www.twitter.com/weststatesmetal



www.youtube.com/westernstatesmetalroofing



www.linkedin.com/company/western-states-metal-roofing



www.pinterest.com/westernstatesmetalroofing/



www.houzz.com/pro/raynaann/western-states-metal-roofing